

## Uputstvo za upotrebu (kratko EN)

TP-Link USB Hub 5-in-1 UH5020C



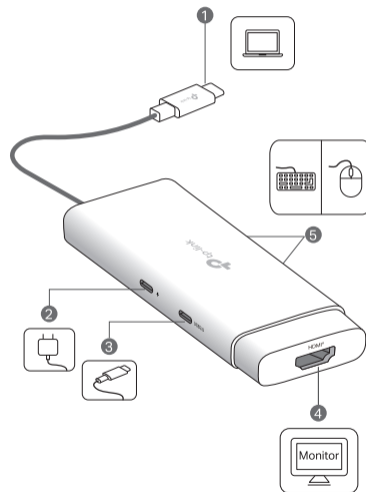
Tehnoteka je online destinacija za upoređivanje cena i karakteristika bele tehnike, potrošačke elektronike i IT uređaja kod trgovinskih lanaca i internet prodavnica u Srbiji. Naša stranica vam omogućava da istražite najnovije informacije, detaljne karakteristike i konkurentne cene proizvoda.

Posetite nas i uživajte u ekskluzivnom iskustvu pametne kupovine klikom na link:

<https://tehnoteka.rs/p/tp-link-usb-hub-5-in-1-uh5020c-akcija-cena/>

# 1 Product Overview

## USB Type-C 5-in-1 Hub



① USB-C Connector	For connecting to your host device.
② USB-C PD (Power Delivery) Port*	For unidirectionally charging your host device when connected to a PD charger. PD 3.0; Up to 100W * Does not support data transfer.
③ USB-C Port	USB 3.0; Up to 5 Gbps data transfer
④ HDMI® Port	Up to 4K@60Hz (backward compatible)
⑤ USB-A Ports ×2	USB 3.0; Up to 5 Gbps data transfer

Note: The ports' actual performance may vary based on your host device specifications.

Input	PD: 5V/3A, 9V/3A, 12V/3A, 15V/3A, 20V/5A USB-C Connector: 5V/3A
Supported Systems	Windows, macOS, iPadOS, iOS, ChromeOS, Linux, Android
Plug and Play	USB-C PD port, USB-C port, HDMI® port, USB-A ports.

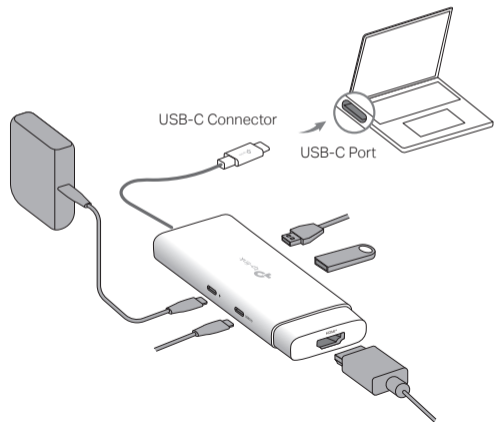
Images are for demonstration only.

©2025 TP-Link 1910013920 REV1.0.1

## 2 Using the Hub

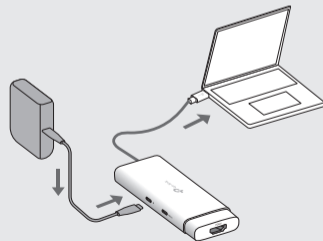
This hub supports the Plug and Play feature. Plug the USB-C connector into your host device, then plug in your external peripheral into the corresponding port of the hub.

Note: A PD charger (not included) is not required. If you wish to use a PD charger to charge your host device, please refer to **Tips (2B)**.



### Tips:

1. When not in use, please unplug or remove the external peripherals from the hub first, and then unplug the hub from your host device.
2. If you need to connect a PD charger to the hub's USB-C PD port, please:
  - A) Notice that it only has the charging function and is input only.
  - B) Use an original or certified PD charger to charge your host device. The output of the PD charger should meet the input specifications of the USB-C PD port.



## CE Mark Warning

This is a class B product. In a domestic environment, this product may cause radio interference, in which case the user may be required to take adequate measures.

The terms HDMI, HDMI High-Definition Multimedia Interface, HDMI trade dress and the HDMI Logos are trademarks or registered trademarks of HDMI Licensing Administrator, Inc.

**HDMI**<sup>®</sup>  
HIGH-DEFINITION MULTIMEDIA INTERFACE

TP-Link hereby declares that the device is in compliance with the essential requirements and other relevant provisions of directives 2014/30/EU, 2011/65/EU, 2009/125/EC and (EU)2015/863.

The original EU declaration of conformity may be found at <https://www.tp-link.com/en/support/ce/>

TP-Link hereby declares that the device is in compliance with the essential requirements and other relevant provisions of the Electromagnetic Compatibility Regulations 2016.

The original UK declaration of conformity may be found at <https://www.tp-link.com/support/ukca/>

## Safety Information

- When the product has a power button, the power button is one of the ways to shut off the product; when there is no power button, the only way to completely shut off power is to disconnect the product or the power adapter from the power source.
- Do not attempt to disassemble, repair, or modify the device. If you need service, please contact us.
- Keep the device away from water, fire, humidity or hot environments.
- This equipment can be powered only by equipments that comply with Power Source Class 2 (PS2) or Limited Power Source (LPS) defined in the standard of IEC 62368-1.

Operating Temperature: 0°C~40°C (32°F~104°F),  
Storage Temperature: -40°C~60°C (-40°F~140°F)

# FCC Compliance Information Statement

Product Name: USB Type-C 5-in-1 Hub

Model Number: UH5020C

Responsible party:

TP-Link Systems Inc.

Address: 10 Mauchly, Irvine, CA 92618

Website: <http://www.tp-link.com/us/>

Tel: +1 626 333 0234

Fax: +1 909 527 6804

E-mail: [sales.usa@tp-link.com](mailto:sales.usa@tp-link.com)

This equipment has been tested and found to comply with the limits for a Class B digital device, pursuant to part 15 of the FCC Rules. These limits are designed to provide reasonable protection against harmful interference in a residential installation. This equipment generates, uses and can radiate radio frequency energy and, if not installed and used in accordance with the instructions, may cause harmful interference to radio communications. However, there is no guarantee that interference will not occur in a particular installation. If this equipment does cause harmful interference to radio or television reception, which can be determined by turning the equipment off and on, the user is encouraged to try to correct the interference by one or more of the following measures:

- Reorient or relocate the receiving antenna.
- Increase the separation between the equipment and receiver.
- Connect the equipment into an outlet on a circuit different from that to which the receiver is connected.
- Consult the dealer or an experienced radio/ TV technician for help.

This device complies with part 15 of the FCC Rules. Operation is subject to the following two conditions:

- 1) This device may not cause harmful interference.
- 2) This device must accept any interference received, including interference that may cause undesired operation.

Any changes or modifications not expressly approved by the party responsible for compliance could void the user's authority to operate the equipment.

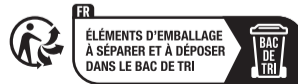
Note: The manufacturer is not responsible for any radio or TV interference caused by unauthorized modifications to this equipment. Such modifications could void the user's authority to operate the equipment.

We, TP-Link Systems Inc., has determined that the equipment shown as above has been shown to comply with the applicable technical standards, FCC part 15. There is no unauthorized change is made in the equipment and the equipment is properly maintained and operated.

Issue Date: 2025-01-20

## Industry Canada Statement

CAN ICES-3 (B)/NMB-3(B)



## 限用物質含有情況標示聲明書

設備名稱 Equipment name: **USB Type-C 5-in-1 Hub**  
 型號(型式) Type designation (Type): **UH5020C**

單元 Unit	限用物質及其化學符號 Restricted substances and its chemical symbols					
	鉛 Lead (Pb)	汞 Mercury (Hg)	鎘 Cadmium (Cd)	六價鉻 Hexavalent chromium (Cr+6)	多溴聯苯 Polybrominated biphenyls (PBB)	多溴二苯醚 Polybrominated diphenyl ethers (PBDE)
PCB	○	○	○	○	○	○
外殼	○	○	○	○	○	○
塑料組件	-	○	○	○	○	○
其他及其配件	-	○	○	○	○	○

備考1. “超出0.1 wt %”及“超出0.01 wt %”係指限用物質之百分比含量超出百分比含量基準值。

Note 1: “Exceeding 0.1 wt %” and “exceeding 0.01 wt %” indicate that the percentage content of the restricted substance exceeds the reference percentage value of presence condition.

備考2. “○”係指該項限用物質之百分比含量未超出百分比含量基準值。

Note 2: “○” indicates that the percentage content of the restricted substance does not exceed the percentage of reference value of presence.

備考3. “-”係指該項限用物質為排除項目。

Note 3: The “-” indicates that the restricted substance corresponds to the exemption.

## 安全諮詢及注意事項










- 請使用原裝電源供應器或只能按照本產品注明的電源類型使用本產品。
- 清潔本產品之前請先拔掉電源線。請勿使用液體、噴霧清潔劑或濕布進行清潔。
- 注意防潮，請勿將水或其他液體潑灑到本產品上。
- 插槽與開口供通風使用，以確保本產品的操作可靠並防止過熱，請勿堵塞或覆蓋開口。
- 請勿將本產品置放於靠近熱源的地方。除非有正常的通風，否則不可放在密閉位置中。
- 不要私自拆開機殼或自行維修，如產品有故障請與原廠或代理商聯繫。



## Explanation of the symbols on the product label

Symbols may vary from products.

Note: The product label can be on the product and its I.T.E. power supply.

	Indoor use only
	DC voltage
	AC voltage
	RECYCLING This product bears the selective sorting symbol for Waste electrical and electronic equipment (WEEE). This means that this product must be handled pursuant to European directive 2012/19/EU in order to be recycled or dismantled to minimize its impact on the environment. User has the choice to give his product to a competent recycling organization or to the retailer when he buys a new electrical or electronic equipment.
	Energy efficiency marking (level VI)
	Polarity of output terminals
	Class II equipment
	Caution
	Operator's manual

Ovaj dokument je originalno proizveden i objavljen od strane proizvođača, brenda TP-Link, i preuzet je sa njihove zvanične stranice. S obzirom na ovu činjenicu, Tehnoteka ističe da ne preuzima odgovornost za tačnost, celovitost ili pouzdanost informacija, podataka, mišljenja, saveta ili izjava sadržanih u ovom dokumentu.

Napominjemo da Tehnoteka nema ovlašćenje da izvrši bilo kakve izmene ili dopune na ovom dokumentu, stoga nismo odgovorni za eventualne greške, propuste ili netačnosti koje se mogu naći unutar njega. Tehnoteka ne odgovara za štetu nanесenu korisnicima pri upotrebi netačnih podataka. Ukoliko imate dodatna pitanja o proizvodu, ljubazno vas molimo da kontaktirate direktno proizvođača kako biste dobili sve detaljne informacije.

Za najnovije informacije o ceni, dostupnim akcijama i tehničkim karakteristikama proizvoda koji se pominje u ovom dokumentu, molimo posetite našu stranicu klikom na sledeći link:

<https://tehnoteka.rs/p/tp-link-usb-hub-5-in-1-uh5020c-akcija-cena/>