

Uputstvo za upotrebu (EN)

FIELDMANN FDLM 1030 laserski daljinomer



Tehnoteka je online destinacija za upoređivanje cena i karakteristika bele tehnike, potrošačke elektronike i IT uređaja kod trgovinskih lanaca i internet prodavnica u Srbiji. Naša stranica vam omogućava da istražite najnovije informacije, detaljne karakteristike i konkurentne cene proizvoda.

Posetite nas i uživajte u ekskluzivnom iskustvu pametne kupovine klikom na link:

<https://tehnoteka.rs/p/fieldmann-fdlm-1030-laserski-daljinomer-akcija-cena/>



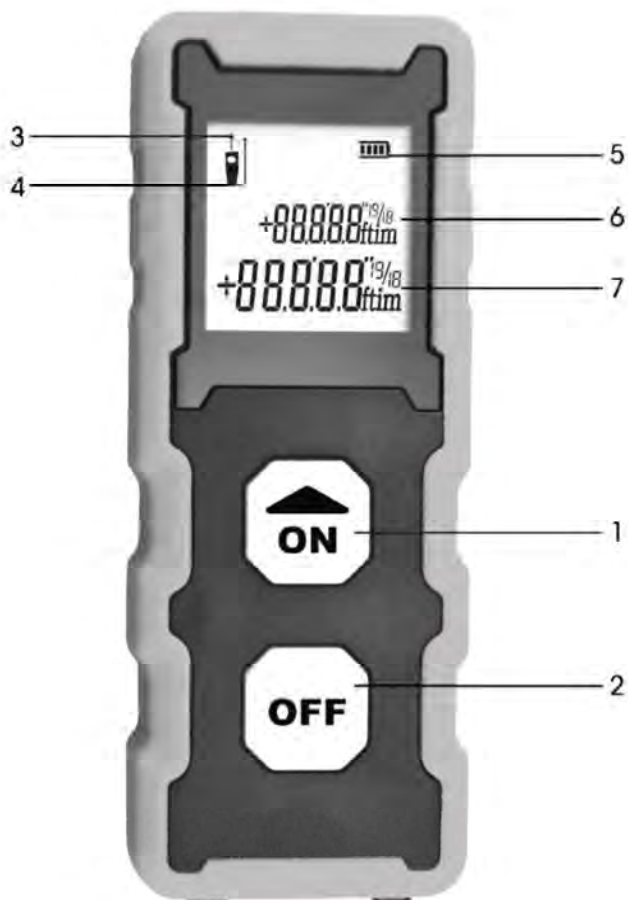
FIELDMANN®
Home & Garden Performance



FDLM 1030

English	5
Čeština.....	19
Slovenčina	33
Magyarul	47
Polski	61

1



Laser Distance Meter


INSTRUCTION MANUAL

Thank you for your purchase of the Laser Distance Meter. For your personal safety, read and understand the Instruction Manual before using. Keep the Instruction Manual in a safe place for future reference.




CONTENTS

1. GENERAL SAFETY INSTRUCTIONS	6
2. SYMBOLS	9
3. GENERAL DESCRIPTION	10
4. OPERATING INSTRUCTIONS	11
4a. TROUBLESHOOTING	12
5. TECHNICAL SPECIFICATIONS	13
6. DISPOSAL	15
7. DECLARATION OF CONFORMITY	16

1. GENERAL SAFETY INSTRUCTIONS

 **WARNING!** Carefully read the instruction manual before use.

Important safety warnings

-  Unpack the product carefully and be sure not to throw away any part of the package before having found all components of the product.
-  Keep the product in a dry place out of reach of children.
-  Read all cautions and instructions. The failure to adhere to warning cautions and instructions may result in an accident, fire and/or a serious injury.

Packaging

The product is placed in a package preventing damage during transport. This package is a raw material therefore it can be handed-over for recycling.

Instructions for use


Before beginning to work with the machine, read the following safety rules and instructions for use. Familiarize with operating elements and the proper use of the device. Keep the manual in a safe place for future reference. We recommend keeping the original package including the inner packaging materials, cash voucher and guarantee card for a period of warranty at minimum. For a case of transportation, pack the machine into the original box from the manufacturer, thus ensuring a maximum protection of the product during a possible transport (e.g. moving or sending into a service station)..



Note: If you hand the machine over to next persons, hand it over together with the manual. Adherence to the attached instructions for use is a precondition for the proper use of the machine. The operation manual includes also instructions for operation, maintenance and repairs.


The manufacturer does not take any responsibility for accidents or damages resulting from the failure to adhere to this manual.







Carefully read, remember and keep these safety instructions

 **WARNING!** Never stare at the laser beam directly and never point it at another person or animal. Normally persons protect eyes by blinking reflex or instinctively turn head to another side.


Also never use any other optical equipments to stare directly into the laser beam! Otherwise you may face serious healthy problem with your eyes.

Device Usage

-  Device is designed for measure the distance and helps in making manual calculation of areas and volumes.

-  Device cannot be used defined scope of usage
-  It is prohibited to remove any sticker out of the device which contents safety warning or correct usage of the device.
-  Is strictly prohibited to repair the device by unauthorized service.
-  Device cannot be resized or somehow adjusted.
-  Device cannot be pointed to the sun directly otherwise can be damaged.
-  During measuring the distance is necessary to be very careful while operating in the surroundings.

Laser Classification

-  Distance meter uses for measurement the laser beam which streams from the front part of the device.

2. SYMBOLS



The product complies with the applicable standards and regulations.



Read the Instruction Manual attentively prior to use.



Laser Class 2

Never beam laser into person's or pet's eyes, never stare into the laser beam!



Subjected to recycling





3. GENERAL DESCRIPTION

DESCRIPTION AND LOCATION OF MACHINE PARTS

1. Switch ON/ Measure
2. Switch OFF
3. Lock button
4. Laser ON
5. Reference point (rear)
6. Previous value
7. Summary line/ Latest value/ Calculation result

Items Delivered

Remove all contents from the box and inspect to ensure no damage was incurred during shipping, and that the items listed below are included:

-  Laser Distance Meter
-  accessories
-  Warranty card Instruction
-  Manual



Should the components be missing or damaged, contact the dealer of the machine.

4. OPERATING INSTRUCTIONS


Power On/ Off

Power ON/OFF (manually)



Open the battery cover on the back, insert 2x AAA batteries.

Long press  for power on or  for power off the device. It also switch off automatically after 3 minutes of inactivity.

Return/ Clear



When measuring press  to undo the last action or clear measured value.

Measurement Unit




The default unit of the measurement unit is meter. Press  and  simultaneously to change units in between m/ft.

DISTANCE MEASUREMENT

Single Distance Measurement

Press  to activate the laser. Press  again to trigger the distance measurement. The measured value is displayed immediately.

Continuous Measurement

Long press  to activate continuous measurement. The measured values are displayed on screen in the real time when moving the device. The last measured value is displayed in the summary line. User can press  or  to stop the function. This function will be stopped automatically after 5 minutes of inactivity.

TROUBLESHOOTING

- ✿ All errorsoir failures will be shown as codes. The following table explains the meaning of codes and solutions.
- ✿ Suspected malfunctions are often due to causes the user can fix themselves. Therefore check the product using this section .In most cases the pro blem can be solved quickly.
- ✿ **WARNING!**
- ✿ Only perform the steps described within these instruction s! All further inspection ,maintenance and repair work must be performed by an authorized service centre or a similarly qualified specialist if you cannot solve the problem yourself!

Code	Cause	Corrective Measure
204	Calculation error	Refer to the user manual, repeat the procedures.
208	Excessive current	Please contact your distributor
220	Battery low	Replace new batteries
252	Temperature too high	Cool down device within temperature 0 - 40°C
255	Received signal too weak or measurement time too long	Use target plate or change a good reflective surface
256	Received signal too strong	Target too reflective, use target plate or do not aim at strong light objective
261	Outside of the range of measurement	Select the measurement distance within the range of measurement
500	Hredware error	Switch on/off the device several times. If symbol still appears, please contact your distributor

5. TECHNICAL SPECIFICATIONS

Specification	FDLM 1030
Maximum measure range (*1)	0.2 - 30m
Measuring Accuracy (*2)	+/- 2mm
Measuring units	m/ft
Laser class	Class 2
Laser type	630 - 670nm, <1mW
Single/ continuous	Yes
Button	Soft rubber
Operating temperature	0° – 40°C
Storage temperature	-10°C – 60°C
Battery approx. life	5000 measurement times
Battery type	AAA 2x 1.5V
Auto laser off	30sec.
Dimensions	100.5 x 38 x 24.5mm
Weight	59g

Instructions Manual - language version only.

Amendments to text and technical parameters are reserved.

Changes in the text, design and technical specifications may change without prior notice and we reserve the right to make these changes. keep it from turning as the drill bit rotates.

6. DISPOSAL

INSTRUCTIONS AND INFORMATION ON DISPOSAL OF USED PACKAGING



Put any used package material to the place determined by the municipality for waste disposal.

DISPOSAL OF USED ELECTRIC AND ELECTRONIC EQUIPMENT

This symbol on products or accompanying documents means that used electric or electronic products must not be put to ordinary municipal waste. Hand over such products to determined collection points for proper disposal, restoration and recycling. Alternatively, in some countries of the European Union or other European countries you can return your products to your local dealer when you buy an equivalent new product. By dutiful disposal of this product you can preserve precious natural resources and you help prevent any potential adverse effects on the environment and human health which could be the results of wrong waste disposal. Ask your local authority or the nearest collection point for additional details. In case of improper disposal of this waste kind penalties can be imposed in accordance with national regulations.

FOR COMPANIES IN THE EUROPEAN UNION COUNTRIES

Should you want to dispose of electric and electronic devices, ask your dealer or vendor for necessary information.

DISPOSAL IN OTHER COUNTRIES OUTSIDE THE EUROPEAN UNION



Should you want to dispose of this product, ask your local authorities or your dealer for necessary information about disposal method

This product fulfils all basic requirements of the EU directives that apply to it.

Text, design and technical specifications can change without prior notice and we reserve the right for their change.

7. DECLARATION OF CONFORMITY

Manufacturer:

FAST ČR, a.s.

Černokostelecká 1621, 251 01 Praha, Czech Republic Tax ID: CZ26726548

Product / brand: LASER DISTANCE METER / FIELDMANN**Type / model:** FDLM 1030

3V DC, 2x 1.5V DC AAA, CLASS II LASER CLASS 2

The product is inline with directives and regulations listed below:

low voltage electrical equipment 2014/35/EU

Directive for Electromagnetic Compatibility 2014/30/EU

Directive for RoHS 2011/65/EU

and norms:

EN 61326-1:2013

EN 61326-2-2:2013

EN 60825-1:2014

Place of issuance: Prague**Name:** Ing. Zdeněk Pech
Chairman of the Board**Date of issuance:** 1.8.2017**Signature:**

FAST FAST ČR, a.s. 
Černokostelecká 1621, 251 01 Říčany
IČO: 26726548 tel.: +420/ 323 204 111
DIČ: CZ26726548 fax: +420/ 323 204 110





Ovaj dokument je originalno proizveden i objavljen od strane proizvođača, brenda Fieldmann, i preuzet je sa njihove zvanične stranice. S obzirom na ovu činjenicu, Tehnoteka ističe da ne preuzima odgovornost za tačnost, celovitost ili pouzdanost informacija, podataka, mišljenja, saveta ili izjava sadržanih u ovom dokumentu.

Napominjemo da Tehnoteka nema ovlašćenje da izvrši bilo kakve izmene ili dopune na ovom dokumentu, stoga nismo odgovorni za eventualne greške, propuste ili netačnosti koje se mogu naći unutar njega. Tehnoteka ne odgovara za štetu nanесenu korisnicima pri upotrebi netačnih podataka. Ukoliko imate dodatna pitanja o proizvodu, ljubazno vas molimo da kontaktirate direktno proizvođača kako biste dobili sve detaljne informacije.

Za najnovije informacije o ceni, dostupnim akcijama i tehničkim karakteristikama proizvoda koji se pominje u ovom dokumentu, molimo posetite našu stranicu klikom na sledeći link:

<https://tehnoteka.rs/p/fieldmann-fdIm-1030-laserski-daljinomer-akcija-cena/>