

## Uputstvo za upotrebu (EN)

### GAMDIAS tastatura Hermes P2A RGB



Tehnoteka je online destinacija za upoređivanje cena i karakteristika bele tehnike, potrošačke elektronike i IT uređaja kod trgovinskih lanaca i internet prodavnica u Srbiji. Naša stranica vam omogućava da istražite najnovije informacije, detaljne karakteristike i konkurentne cene proizvoda.

Posetite nas i uživajte u ekskluzivnom iskustvu pametne kupovine klikom na link:

<https://tehnoteka.rs/p/gamdias-tastatura-hermes-p2a-rgb-akcija-cena/>

# QUICK INSTALLATION GUIDE



# HERMES IP2A

RGB  
Optical Mechanical Gaming Keyboard



## 《English》

Thank you for purchasing the GAMDIAS™ HERMES P2A mechanical keyboard. The HERMES P2A focuses on the basic features users demand and applies this to the distinct design elements of the HERMES series. This easy-to-use keyboard allows for extended use and flexibility. The turbo mode is compatible with the WASD direction keys to give you optimal gaming performance.

### System Requirements

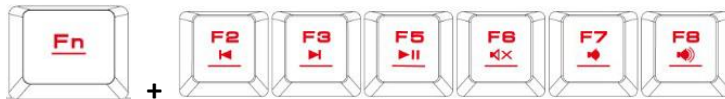
- Windows ® XP/ Vista / 7 / 8 / 10
- PC with USB ports

### Package Contents

- GAMDIAS™ HERMES P2A Mechanical Keyboard
- Key puller

### Introduction to HERMES P2A Keyboard Configuration

**A. Six multimedia shortcut keys:** Previous track, next track, play/pause, mute, decrease volume, increase volume



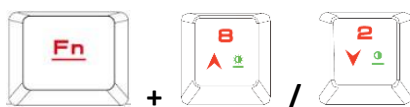
**B. Four shortcut keys for switching among four keyboard light effects.**( Marquees, Breathing, Responsive fade in, Static/Light off )



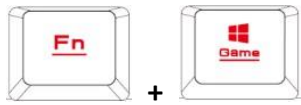
**C. Breathing speed adjustment of shortcut key:** There are 5 breathing speed steps in existence.



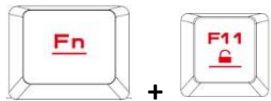
**D. Keyboard backlight brightness level adjustment:** [Fn + Num8] increases brightness, [Fn + Num2] decreases brightness. There are 5 phases for brightness level adjustment; OFF / 25% / 50% / 75% / 100%



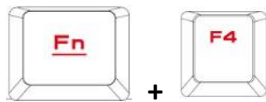
- E. Game mode:** Press [Fn + Win] once to lock the Windows key so there will be no response when it is pressed. Press again to unlock the key



- F. Lock keyboard keys:** Press [Fn + F11] once to lock the keyboard keys so there will be no response when they are pressed. Press again to unlock the keys



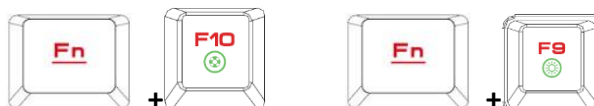
- G. Swap between WASD and arrow key modes:** Press [Fn + F4] once to enable swap mode. Press again to disable



- H. Light direction from bottom to top / top to bottom / right to left / left to right  
(Only for some lighting effects.)**



- I. Under the breathing mode, use FN+F10 to switch to 7-color breathing modes.  
Under the constant light mode, use FN+F9 to switch to 7-color constant light modes.**



**Register your GAMDIAS™ HERMES P2A Mechanical Keyboard**

Please visit [www.GAMDIAS.com](http://www.GAMDIAS.com) for online product registration



**GAMDIAS**

GAMING ART IN MOTION

Ovaj dokument je originalno proizveden i objavljen od strane proizvođača, brenda Gamdias, i preuzet je sa njihove zvanične stranice. S obzirom na ovu činjenicu, Tehnoteka ističe da ne preuzima odgovornost za tačnost, celovitost ili pouzdanost informacija, podataka, mišljenja, saveta ili izjava sadržanih u ovom dokumentu.

Napominjemo da Tehnoteka nema ovlašćenje da izvrši bilo kakve izmene ili dopune na ovom dokumentu, stoga nismo odgovorni za eventualne greške, propuste ili netačnosti koje se mogu naći unutar njega. Tehnoteka ne odgovara za štetu nanесenu korisnicima pri upotrebi netačnih podataka. Ukoliko imate dodatna pitanja o proizvodu, ljubazno vas molimo da kontaktirate direktno proizvođača kako biste dobili sve detaljne informacije.

Za najnovije informacije o ceni, dostupnim akcijama i tehničkim karakteristikama proizvoda koji se pominje u ovom dokumentu, molimo posetite našu stranicu klikom na sledeći link:

<https://tehnoteka.rs/p/gamdias-tastatura-hermes-p2a-rgb-akcija-cena/>