

Uputstvo za upotrebu (EN)

Be Quiet Light Wings BL073 ventilator za PC

be quiet![®]



Tehnoteka je online destinacija za upoređivanje cena i karakteristika bele tehnike, potrošačke elektronike i IT uređaja kod trgovinskih lanaca i internet prodavnica u Srbiji. Naša stranica vam omogućava da istražite najnovije informacije, detaljne karakteristike i konkurentne cene proizvoda.

Posetite nas i uživajte u ekskluzivnom iskustvu pametne kupovine klikom na link:

<https://tehnoteka.rs/p/be-quiet-light-wings-bl073-ventilator-za-pc-akcija-cena/>

EN Introduction: Thank you for deciding to purchase a be quiet! product. The following instructions will guide you through the installation process. If you do encounter installation problems, please don't hesitate to contact our customer services by mailing service@bequiet.com. Please note that be quiet! cannot accept liability for damage caused by compatibility problems.

Warranty:

- 3-year manufacturer guarantee for consumers (original purchase from authorized be quiet! dealers only)
- Guarantee work can only be processed with a copy included of the purchase receipt from an authorized be quiet! dealer
- Manipulation and structural changes of any kind, including any damage caused by external mechanical force, will lead to a complete voiding of the guarantee
- Our General Warranty Conditions apply, which can be viewed on bequiet.com

Listan GmbH · Wilhelm-Bergner-Straße 11c · 21509 Glinde Germany. For further information please visit our website: www.bequiet.com







DE Einleitung: Vielen Dank, dass Sie sich für ein be quiet! Produkt entschieden haben. Diese Anleitung wird Ihnen beim Installationsprozess behilflich sein. Sollten bei der Installation Schwierigkeiten auftreten, kontaktieren Sie bitte unseren Kundenservice unter service@bequiet.com. be quiet! kann keinerlei Haftung für durch Kompatibilitätsprobleme bedingte Schäden übernehmen.

Garantie:

- 3 Jahre Herstellergarantie für Endkonsumenten (nur Erst-erwerb vom autorisierten be quiet! Händler), ab Datum des Kaufbelegs
- Eine Garantieabwicklung ist nur in Verbindung mit einer beigefügten Kopie des Kaufbeleges eines autorisierten be quiet! Händlers möglich
- Manipulationen und bauliche Veränderungen jeglicher Art, sowie Beschädigungen durch äußere mechanische Einwirkungen führen zum totalen Garantieverlust
- Es gelten unsere allgemeinen Garantiebestimmungen, die Sie unter www.bequiet.com im Internet abrufen können

Listan GmbH · Wilhelm-Bergner-Straße 11c · 21509 Glinde Germany. Für weitere Unterstützung besuchen Sie unsere Webseite: www.bequiet.com

SCOPE OF DELIVERY / LIEFERUMFANG


	Part name	Quantity
① 	EN be quiet! Light Wings fans DE be quiet! Light Wings Lüfter	1 / 3
② 	EN ARGB Hub DE ARGB-Hub	0 / 1
③ 	EN Double coated tissue tape DE Doppelseitiges Klebeband	0 / 1
④ 	EN Fan screws DE Lüfterschrauben	4 / 12
⑤ 	EN Fastening screws for ARGB Hub DE Befestigungsschrauben für ARGB-Hub	0 / 4
⑥ 	EN ARGB cable DE ARGB-Kabel	0 / 1

Installation of Light Wings Single Pack | Installation des Light Wings Single Pack

① **EN** Screw down the fan using the fan screws.
DE Verschrauben Sie den Lüfter mittels der Lüfterschrauben.




② **EN** Combine the ARGB connector of the fan with the 5V ARGB connector of the motherboard. To do that switch off your system prior to installation.
DE Verbinden Sie den ARGB-Stecker des Lüfters mit dem 5V ARGB Anschluss des Mainboards. Schalten Sie hierzu vor der Installation Ihr System aus.




Installation of Light Wings Triple Pack | Installation des Light Wings Triple Pack

① **EN** Screw down the fans using the fan screws.
DE Verschrauben Sie die Lüfter mittels der Lüfterschrauben.




② **EN** The ARGB Hub allows you to synchronize up to six 5V ARGB devices directly through your motherboard. To do that switch off your system prior to installation. Next combine the connector of the fan with one of six LED headers.
DE Der ARGB-Hub bietet Ihnen die Möglichkeit bis zu sechs 5V ARGB-Geräte über das Mainboard zu synchronisieren. Schalten Sie hierzu vor der Installation Ihr System aus. Verbinden Sie anschließend den Stecker des jeweiligen Lüfters mit einer der sechs LED-Buchsen.



3

EN Use the ARGB cable to connect the RGB IN connector of the ARGB Hub with the 5V ARGB connector of the motherboard.


DE Nutzen Sie das ARGB-Kabel, um den RGB IN-Anschluss des ARGB-Hubs mit dem 5V ARGB-Anschluss des Mainboards zu verbinden.



4

EN Connect the SATA cable of the ARGB Hub with a SATA header of your power supply. Next attach the ARGB Hub with the screws or double coated tissue tape on the case.

DE Verbinden Sie das SATA-Kabel des ARGB-Hubs mit einem SATA-Anschluss Ihres Netzteils. Anschließend befestigen Sie den ARGB-Hub (2) mit Hilfe der Schrauben am Einbauplatz der SSD oder mit dem doppelseitigem Klebeband am Gehäuse.



UK CA UK Authorised Representative (for authorities only)
ProductIP (UK) Ltd.
8, Northumberland Av. London WC2N 5BY

be quiet! Limited Warranty

Per the terms and conditions of this limited warranty as given below, be quiet! warrants its new products to be free of defects resulting from faulty materials and faulty manufacturing for the length of the warranty period.

I. APPLICABILITY

This non-transferable warranty is applicable to newly purchased, previously unopened be quiet! products and is enforceable by only the original consumer purchaser. Proof of purchase is required for warranty service, so should be retained. be quiet! does not provide warranty registration services.

II. WARRANTY PERIOD

For eligible products, parts and labor are warranted for the applicable warranty period from the date of purchase. The applicable warranty period varies by product model, and is identified in your user documentation, on the product package, or as listed below. Should any of these warranty periods differ, the longest specified warranty period will apply. Replaced products will be warranted for the remainder of the original warranty period or thirty days, whichever is longer.

III. EXCLUSIONS

The following are not covered by the warranty:

1. Normal wear and tear.
2. Any product which has been modified without per-

mission from be quiet!, or on which the serial number or warranty sticker has been defaced, modified, or removed.

3. Damage, deterioration or malfunction resulting from:
 - Accident, abuse, misuse or improper use, neglect, connection to an improper voltage source, unauthorized product modification, or failure to follow instructions included with the product.
 - Fire, water, lightning, or other acts of nature.
 - Repair or attempted repair by anyone not authorized by be quiet!.
 - Shipping or transport damage (claims must be made with the carrier).
 - Any other cause which does not relate to a defect in materials or manufacturing workmanship.
4. Cartons, cases, batteries, cabinets, tapes, accessories or other consumables used with this product.
5. be quiet!, Inc. does not warrant that this product will meet your requirements. It is your responsibility to determine the suitability of this product for your purpose.
6. Removal or installation charges.
7. Shipping charges.
8. Any incidental charges.

IV. EXCLUSION OF DAMAGES

be quiet!'s sole obligation and liability under this warranty is limited to the repair or replacement of a defective product at its option. be quiet! shall not, in any event, be liable for any special, incidental, indirect, or consequential damages whatsoever, including but not limited to loss of profits, revenue, or data (whether direct or indirect), damages resulting from interruption of service

and loss of business, or for liability in tort relating to this product or resulting from its use or possession, even if be quiet! has been advised previously of the possibility of such damages.

V. LIMITATIONS OF IMPLIED WARRANTIES

There are no other warranties, expressed or implied, including but not limited to those of merchantability or fitness for a particular purpose. The duration of implied warranties is limited to the warranty length specified in Paragraph II.

VI. LOCAL LAW AND YOUR WARRANTY

This warranty gives you specific legal rights. You may also have other rights granted under local law. These rights may vary.

VII. NO OTHER WARRANTY

No be quiet! employee, dealer, or other agent is authorized to make any modification, extension, or addition to this warranty.

VIII. TO OBTAIN TECHNICAL SUPPORT OR WARRANTY SERVICE

Please see your product owner's manual or visit the Online Support section at www.bequiet.com for details and contact information. You will need to provide proof of purchase for warranty service.

Ovaj dokument je originalno proizveden i objavljen od strane proizvođača, brenda Be quiet!, i preuzet je sa njihove zvanične stranice. S obzirom na ovu činjenicu, Tehnoteka ističe da ne preuzima odgovornost za tačnost, celovitost ili pouzdanost informacija, podataka, mišljenja, saveta ili izjava sadržanih u ovom dokumentu.

Napominjemo da Tehnoteka nema ovlašćenje da izvrši bilo kakve izmene ili dopune na ovom dokumentu, stoga nismo odgovorni za eventualne greške, propuste ili netačnosti koje se mogu naći unutar njega. Tehnoteka ne odgovara za štetu nanесenu korisnicima pri upotrebi netačnih podataka. Ukoliko imate dodatna pitanja o proizvodu, ljubazno vas molimo da kontaktirate direktno proizvođača kako biste dobili sve detaljne informacije.

Za najnovije informacije o ceni, dostupnim akcijama i tehničkim karakteristikama proizvoda koji se pominje u ovom dokumentu, molimo posetite našu stranicu klikom na sledeći link:

<https://tehnoteka.rs/p/be-quiet-light-wings-bl073-ventilator-za-pc-akcija-cena/>