

## Uputstvo za upotrebu (EN)

EDIFIER zvučnici za kompjuter R1700BT crni

# EDIFIER



Tehnoteka je online destinacija za upoređivanje cena i karakteristika bele tehnike, potrošačke elektronike i IT uređaja kod trgovinskih lanaca i internet prodavnica u Srbiji. Naša stranica vam omogućava da istražite najnovije informacije, detaljne karakteristike i konkurentne cene proizvoda.

Posetite nas i uživajte u ekskluzivnom iskustvu pametne kupovine klikom na link:

<https://tehnoteka.rs/p/edifier-zvucnici-za-kompjuter-r1700bt-crni-akcija-cena/>

Edifier International Ltd.,  
Suite 1610  
16th Floor, Tower II,  
Lippo Centre,  
89 Queensway  
Hong Kong

Tel: +852 2522 6989  
Fax: +852 2522 1989  
[www.edifier-international.com](http://www.edifier-international.com)  
© 2014 Edifier International Limited. All rights reserved.  
Printed in China.

**NOTICE:**

For the need of technical improvement and system upgrade, information contained herein may be subject to change from time to time without prior notice.  
Products of EDIFIER will be customized for different applications. Pictures and illustrations shown on this manual may be slightly different from actual product. If any difference is found, the actual product prevails.

EDIFIER

# R1700BT

## Multimedia Speaker

## Important safety instruction

**WARNING:** To reduce the risk of fire or electric shock, do not expose this apparatus to rain or moisture.

Thank you for purchasing this EDIFIER product. For generations, EDIFIER tries to provide powered speaker products to satisfy the need of our end customers, even the most demanding ones. This product can add to your home entertainment, personal computer, and mini home theater great sound performance. Please read this manual carefully to obtain the best of this system.



The lightning flash with arrowhead inside the triangle, is intended to alert the user to the presence of un-insulated dangerous voltage within the product's enclosure that may be of a sufficient magnitude to constitute a risk of electric shock to persons.

1. Read these instructions.
2. Keep these instructions.
3. Heed all warnings.
4. Do not use this apparatus near water.
5. Do not block any ventilation openings. Install in accordance with the manufacturer's instructions.
6. Clean only with dry cloth.
8. Do not install near any heat sources such as radiators, heat registers, stoves, or other apparatus (including amplifiers) that produce heat.
9. Do not defeat the safety purpose of the polarized or grounding-type plug. A polarized plug has two blades with one wider than the other. A grounding type plug has two blades and a third grounding prong. The wide blade or the third prong are provided for your safety. If the provided plug does not fit into your outlet, consult an electrician for replacement of the obsolete outlet.
10. Protect the power cord from being walked on or pinched particularly at plugs, convenience receptacles, and the point where they exit from the apparatus.
11. Only use attachments/accessories specified by the manufacturer.
12. Unplug this apparatus during lightning storms or when unused for long periods of time.
13. Refer all servicing to qualified service personnel. Servicing is required when the apparatus has been damaged in any way, such as power-supply cord or plug is damaged, liquid has been spilled or objects have fallen into the apparatus, the apparatus has been exposed to rain or moisture, does not operate normally, or has been dropped.
14. The MAINS plug or an appliance coupler is used as the disconnect device, the disconnect device shall remain readily operable.

### FCC Caution:

"Changes or modifications not expressly approved by the part responsible for compliance could void the user's authority to operate the equipment."

### FCC statement:

"This device complies with Part 15 of the FCC Rules. Operation is subject to the following two conditions:

- (1) this device may not cause harmful interference, and
- (2) this device must accept any interference received, including interference that may cause undesired operation."



To prevent the risk of electric shock, do not remove cover (or back). No user-serviceable Parts inside. Refer servicing to qualified Service personnel only.



The exclamation point inside the triangle is intended to alert the user to the presence of important operating and maintenance(servicing) instructions in the literature accompanying the product.

## Important safety instruction

"This equipment has been tested and found to comply with the limits for a Class B digital device, pursuant to part 15 of the FCC Rules. These limits are designed to provide reasonable protection against harmful interference in a residential installation. This equipment generates, uses and can radiate radio frequency energy and, if not installed and used in accordance with the instructions, may cause harmful interference to radio communications. However, there is no guarantee that interference will not occur in a particular installation. If this equipment does cause harmful interference to radio or television reception, which can be determined by turning the equipment off and on, the user is encouraged to try to correct the interference by one or more of the following measures:

- Reorient or relocate the receiving antenna.
- Increase the separation between the equipment and receiver.
- Connect the equipment into an outlet on a circuit different from that to which the receiver is connected.
- Consult the dealer or an experienced radio/TV technician for help."

### IC statement:

This device complies with Industry Canada license-exempt RSS standard(s). Operation is subject to the following two conditions:

- (1) this device may not cause interference, and
- (2) this device must accept any interference, including interference that may cause undesired operation of the device.

This Class **B** digital apparatus complies with Canadian ICES-003.

Cet appareil s'accorde avec Industrie Canada licence-exempte RSS standard.

- (1) cet appareil ne peut pas causer l'interférence, et
- (2) cet appareil doit accepter de l'interférence, y compris l'interférence qui peut causer l'opération non désirée de.

Cet appareil numérique de la classe B est conforme à la norme NMB-003 du Canada.



Use only with the cart, stand, tripod, bracket, or table specified by the manufacturer, or sold with the apparatus. When a cart is used, use caution when moving the cart/apparatus combination to avoid injury from tip-over.



Correct Disposal of this product. This marking indicates that this product should not be disposed with other household wastes throughout the EU. To prevent possible harm to the environment or human health from uncontrolled waste disposal, recycle it responsibly to promote the sustainable reuse of material resources. To return your used device, please use the return and collection systems or contact the retailer where the product was purchased. They can take this product for environmental safe recycling.



This equipment is a Class II or double insulated electrical appliance. It has been designed in such a way that it does not require a safety connection to electrical earth.

### WARNING

#### DO NOT INGEST BATTERY, CHEMICAL BURN HAZARD

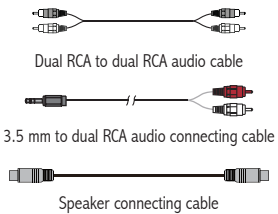
This product contains a coin/button cell battery. If the coin/button cell battery is swallowed, it can cause severe internal burns in just 2 hours and can lead to death.

Keep new and used batteries away from children, if the battery compartment does not close securely, stop using the product and keep it away from children.

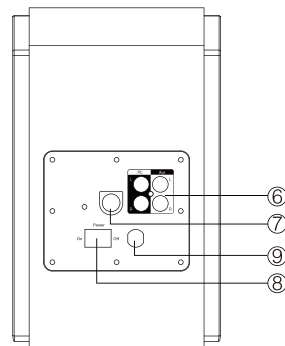
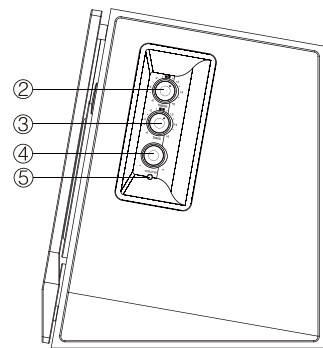
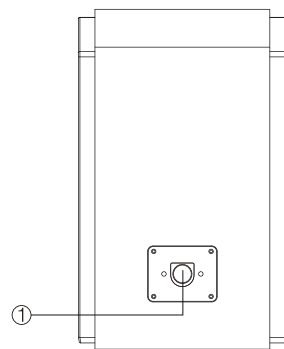
If you think batteries might have been swallowed or placed inside any part of body, seek immediate medical attention. The battery (in remote control) shall not be exposed to excessive heat such as sunshine, fire or the like.

## Unpack the Box

### Box contents:

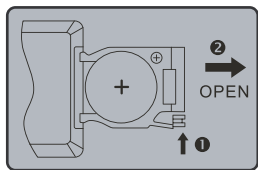
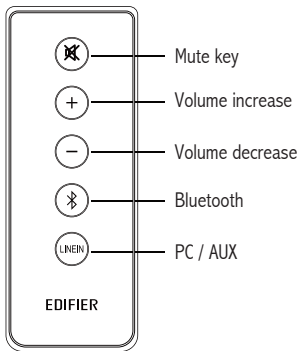


## Illustrations



- ① Connect to active speaker
- ② Treble dial
- ③ Bass dial
- ④ Master volume dial  
To disconnect Bluetooth : Press & hold
- ⑤ Power indicator
- ⑥ Audio input connector port
- ⑦ Speaker output
- ⑧ Power switch
- ⑨ Power cord

### Remote control

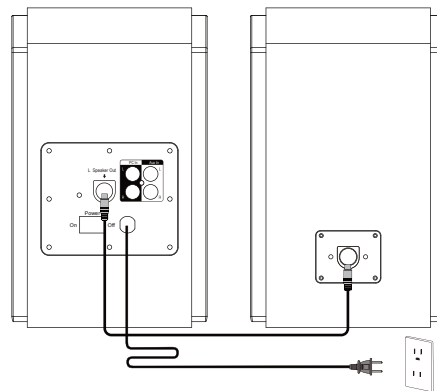


#### Battery loading:

Please refer to the illustration to open the battery compartment, insert the CR 2025 battery and close the compartment.

#### Note:

1. Do not place the remote control in places that are hot and humid.
2. Do not charge the batteries.
3. Remove the batteries when unused for a long period of time.
4. The battery should not be exposed to excessive heat such as direct sun, fire or similar.



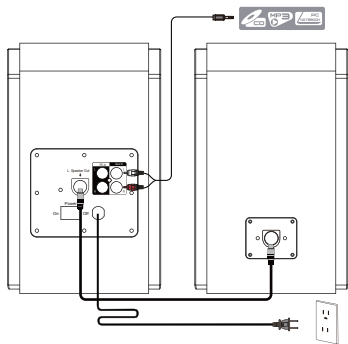
### Connecting the speakers

Connect the active speaker and passive speaker with the included connecting cable.

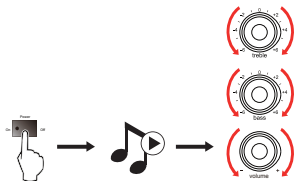
### Connect to A.C. Power Outlet

Please connect the A.C. power plug to the correct A.C. voltage outlet.

### AUX Input



### Adjustment



→ Play the audio on your connected device and adjust master volume/bass/treble to a desired level.

**Note:** If two audio sources are connected simultaneously, both signals will play. To dedicate audio output from one source, decrease the volume or power off the unselected device.

### Bluetooth®



- ① Set your device (mobile phone, tablet device, MP3/MP4 player etc.) to search and select "EDIFIER R1700BT".
- ② Pair your device with "EDIFIER R1700BT".
- ③ Play the audio on your device and adjust the volume to a desired level.

#### Note:

1. Bluetooth connectivity and compatibility may be different between different source devices, depending on the software versions of source devices.
2. To enjoy the full Bluetooth functions of this product, please ensure your mobile device has A2DP profile.
3. PIN code for connection is "0000" if needed.

## Specifications

Total power output:	RMS 15W × 2 (treble) + 18W × 2(bass) (DRC ON)
Signal to noise ratio:	≥ 85dBA
Frequency response:	60Hz ~ 20KHz (@+/-6db)
Input sensitivity:	PC: 700 mV ± 50 mV AUX: 550 mV ± 50 mV
Input type:	PC/AUX/Bluetooth
Treble driver:	Φ 19 mm silk dome tweeter
Bass driver:	4 inch (116 mm)

## Troubleshooting

- Please check if power is connected, and if the wall outlet is switched on.
- Please switch the system off then on and reconnect to the audio source.
- Please check if the master volume is turned to minimum.
- Please check if the audio input cable is connected correctly.
- Please check if there is signal from audio source.


**If you have any further questions or concerns regarding EDIFIER Products...**

**Asia, Europe, Oceania:**

 Please visit our website at: [www.edifier-international.com](http://www.edifier-international.com) or email EDIFIER Support for further assistance at: [enquiry@edifier.com](mailto:enquiry@edifier.com),

→ Dear Customer, thank you for purchasing this EDIFIER product. For the EDIFIER warranty applicable for this product, we refer you to the EDIFIER website [www.edifier-international.com/warranty-terms](http://www.edifier-international.com/warranty-terms).

**Canada/USA/Mexico:** [www.edifier.ca](http://www.edifier.ca), **Email:** [service@edifier.ca](mailto:service@edifier.ca)

 If you prefer, you may contact us by phone, Toll Free: 1-877-EDIFIER (334-3437) in Canada, 1-800-688-7406 in US.

**South America:** Please visit [www.edifier.com](http://www.edifier.com) (English) or [www.edifierla.com](http://www.edifierla.com) (Spanish/Portuguese) for detailed local contact information.

Ovaj dokument je originalno proizveden i objavljen od strane proizvođača, brenda Edifier, i preuzet je sa njihove zvanične stranice. S obzirom na ovu činjenicu, Tehnoteka ističe da ne preuzima odgovornost za tačnost, celovitost ili pouzdanost informacija, podataka, mišljenja, saveta ili izjava sadržanih u ovom dokumentu.

Napominjemo da Tehnoteka nema ovlašćenje da izvrši bilo kakve izmene ili dopune na ovom dokumentu, stoga nismo odgovorni za eventualne greške, propuste ili netačnosti koje se mogu naći unutar njega. Tehnoteka ne odgovara za štetu nanесenu korisnicima pri upotrebi netačnih podataka. Ukoliko imate dodatna pitanja o proizvodu, ljubazno vas molimo da kontaktirate direktno proizvođača kako biste dobili sve detaljne informacije.

Za najnovije informacije o ceni, dostupnim akcijama i tehničkim karakteristikama proizvoda koji se pominje u ovom dokumentu, molimo posetite našu stranicu klikom na sledeći link:

<https://tehnoteka.rs/p/edifier-zvucnici-za-kompjuter-r1700bt-crni-akcija-cena/>