

Uputstvo za upotrebu (EN)

Be Quiet Silent Wings PRO 4 ventilator za PC

be quiet![®]



Tehnoteka je online destinacija za upoređivanje cena i karakteristika bele tehnike, potrošačke elektronike i IT uređaja kod trgovinskih lanaca i internet prodavnica u Srbiji. Naša stranica vam omogućava da istražite najnovije informacije, detaljne karakteristike i konkurentne cene proizvoda.

Posetite nas i uživajte u ekskluzivnom iskustvu pametne kupovine klikom na link:

<https://tehnoteka.rs/p/be-quiet-silent-wings-pro-4-ventilator-za-pc-akcija-cena/>



www.bequiet.com/bl099

- EN** » Product information for this fan
- DE** » Produktinformationen zu diesem Lüfter
- FR** » Informations produit pour ce ventilateur
- ES** » Información del producto para este ventilador
- PL** » Informacje produktowe dla tego wentylatora
- NL** » Productinformatie voor deze ventilator
- SE** » Produktinformation för denna fläkt
- RU** » Подробная информация о данном вентиляторе
- TW** » 此風扇的產品資料
- CN** » 此風扇的產品資料
- JP** » この扇風機の商品情報

EN Warranty

5 years manufacturer guarantee for consumers (original purchase from authorised be quiet! dealers only). Guarantee work can only be processed with an included copy of the purchase receipt from an authorised be quiet! dealer. Manipulation of any kind, structural changes of any kind as well as damages through external mechanical forces lead to a complete voiding of the guarantee. Our General Warranty Conditions apply, which can be viewed on the Internet on www.bequiet.com.
Listan GmbH · Wilhelm-Bergner-Straße 11c · 21509 Glinde · Germany
For further information, you can contact us via e-mail: service@bequiet.com

DE Garantie


5 Jahre Herstellergarantie für Endkonsumenten (nur Ersterwerb vom autorisierten be quiet! Händler), ab Datum des Kaufbelegs. Eine Garantieabwicklung ist nur in Verbindung mit einer beigefügten Kopie des Kaufbelegs eines autorisierten be quiet! Händlers möglich. Manipulationen und bauliche Veränderungen jeglicher Art sowie Beschädigungen durch äußere mechanische Einwirkungen führen zum totalen Garantieverlust. Es gelten unsere Allgemeinen Garantiebestimmungen, die Sie unter www.bequiet.com im Internet abrufen können.
Listan GmbH · Wilhelm-Bergner-Straße 11c · 21509 Glinde · Deutschland
Für weitere Unterstützung erreichen Sie uns via E-Mail: service@bequiet.com

Installation of the hard plastic fittings Installation der Hart-Kunststoff-Befestigungen

1


EN Clip the hard plastic elements from above onto the fitting lock. Use the hard plastic element with the marking Corner Type B for the fitting lock where the fan cable is. Use the hard plastic elements with the marking Corner Type A for the remaining fitting locks.

DE Stecken Sie das Kunststoff-Element von oben auf den Steckverschluss. Verwenden Sie das Kunststoff-Element mit der Aufschrift Corner Type B für den Steckverschluss, an dem das Lüfterkabel rausführt. Verwenden Sie die Kunststoff-Elemente mit der Aufschrift Corner Type A für die restlichen Steckverschlüsse.



EN To remove the hard plastic elements, press down the latching lugs on the right and left side to remove the hard plastic elements. Then pull the mounting element upwards.


DE Drücken Sie zum Entfernen der Hart-Kunststoff-Elemente die Einrast-Nasen auf der rechten und linken Seite runter. Ziehen Sie nun das Montage-Element nach oben weg.



2

EN The speed switch allows to change between mid-speed, high-speed and ultra high-speed. To change the fan speed, pull the switch to the desired position.

DE Der Speed-Switch ermöglicht den Wechsel zwischen mid-speed, high-speed und ultra high-speed. Um die Drehzahl zu ändern, schieben Sie den Speed-Switch in die gewünschte Richtung.



	120mm	140mm
M	1600rpm	1100rpm
HS	2500rpm	1900rpm
UHS	3000rpm	2400rpm

3

EN Screw down the fan using the included screws.

DE Verschrauben Sie den Lüfter mittels beiliegender Schrauben.



Installation of the anti-vibration fittings Installation der Anti-Vibrations-Befestigungen


1

EN The rubber elements as well as the fitting locks are engraved on the inside.

- When positioned towards "L" there is 1mm gap between the housing and the fan frame, resulting in the maximum possible decoupling.
- When you position the rubber elements towards "S" they fit flush with the housing.

DE Die Antivibrationselemente sowie die jeweiligen Steckverschlüsse sind innen beschriftet.

- In Richtung „L“ eingesetzt ist zwischen dem Gehäuse und Lüfterrahmen 1mm Luft. Dies hat eine maximal mögliche Entkopplung zur Folge.
- Setzt man die Gummi-Elemente in Richtung „S“ ein, schließen diese mit dem Gehäuse bündig ab.



i

EN To remove the anti-vibration fittings follow the instructions on page 1.

DE Zum Entfernen der Anti-Vibrations-Befestigungen folgen Sie bitte den Erklärungen auf S.1.

2

EN The fan is then mounted into place using the washers and push-pins.

DE Zur Montage des Lüfters verwenden Sie die Unterlegscheiben sowie die Push-Pins zur Fixierung.



FR



FR

Cet appareil et ses accessoires se recyclent



Points de collecte sur www.quefairedemesdechets.fr

UK
CA

UK Authorised Representative (for authorities only)
ProductIP (UK) Ltd.
8, Northumberland Av. London WC2N 5BY

i

EN WARNING: Do not touch the fan during operation!

DE WARNUNG: Nicht den Lüfter im Betrieb berühren!



be quiet! Limited Warranty »

Per the terms and conditions of this limited warranty as given below, be quiet! warrants its new products to be free of defects resulting from faulty materials and faulty manufacturing for the length of the warranty period.

I. APPLICABILITY

This non-transferable warranty is applicable to newly purchased, previously unopened be quiet! products and is enforceable by only the original consumer purchaser. Proof of purchase is required for warranty service, so should be retained. be quiet! does not provide warranty registration services.

II. WARRANTY PERIOD

For eligible products, parts and labor are warranted for the applicable warranty period from the date of purchase. The applicable warranty period varies by product model, and is identified in your user documentation, on the product package, or as listed below. Should any of these warranty periods differ, the longest specified warranty period will apply. Replaced products will be warranted for the remainder of the original warranty period or thirty days, whichever is longer.

III. EXCLUSIONS

The following are not covered by the warranty:

1. Normal wear and tear.

2. Any product which has been modified without permission from be quiet!, or on which the serial number or warranty sticker has been defaced, modified, or removed.

3. Damage, deterioration or malfunction resulting from:

- Accident, abuse, misuse or improper use, neglect, connection to an improper voltage source, unauthorized product modification, or failure to follow instructions included with the product.
 - Fire, water, lightning, or other acts of nature.
 - Repair or attempted repair by anyone not authorized by be quiet!.
 - Shipping or transport damage (claims must be made with the carrier).
 - Any other cause which does not relate to a defect in materials or manufacturing workmanship.
4. Cartons, cases, batteries, cabinets, tapes, accessories or other consumables used with this product.
5. be quiet!, Inc. does not warrant that this product will meet your requirements. It is your responsibility to determine the suitability of this product for your purpose.
6. Removal or installation charges.
7. Shipping charges.
8. Any incidental charges.

IV. EXCLUSION OF DAMAGES

be quiet!'s sole obligation and liability under this warranty is limited to the repair or replacement of a defective product at its option. be quiet! shall not, in any event, be liable for any special, incidental, indirect, or consequential damages whatsoever, including but not

limited to loss of profits, revenue, or data (whether direct or indirect), damages resulting from interruption of service and loss of business, or for liability in tort relating to this product or resulting from its use or possession, even if be quiet! has been advised previously of the possibility of such damages.

V. LIMITATIONS OF IMPLIED WARRANTIES

There are no other warranties, expressed or implied, including but not limited to those of merchantability or fitness for a particular purpose. The duration of implied warranties is limited to the warranty length specified in Paragraph II.

VI. LOCAL LAW AND YOUR WARRANTY

This warranty gives you specific legal rights. You may also have other rights granted under local law. These rights may vary.

VII. NO OTHER WARRANTY

No be quiet! employee, dealer, or other agent is authorized to make any modification, extension, or addition to this warranty.

VIII. TO OBTAIN TECHNICAL SUPPORT OR WARRANTY SERVICE

Please see your product owner's manual or visit the Online Support section at www.bequiet.com for details and contact information. You will need to provide proof of purchase for warranty service.

Ovaj dokument je originalno proizveden i objavljen od strane proizvođača, brenda Be quiet!, i preuzet je sa njihove zvanične stranice. S obzirom na ovu činjenicu, Tehnoteka ističe da ne preuzima odgovornost za tačnost, celovitost ili pouzdanost informacija, podataka, mišljenja, saveta ili izjava sadržanih u ovom dokumentu.

Napominjemo da Tehnoteka nema ovlašćenje da izvrši bilo kakve izmene ili dopune na ovom dokumentu, stoga nismo odgovorni za eventualne greške, propuste ili netačnosti koje se mogu naći unutar njega. Tehnoteka ne odgovara za štetu nanесenu korisnicima pri upotrebi netačnih podataka. Ukoliko imate dodatna pitanja o proizvodu, ljubazno vas molimo da kontaktirate direktno proizvođača kako biste dobili sve detaljne informacije.

Za najnovije informacije o ceni, dostupnim akcijama i tehničkim karakteristikama proizvoda koji se pominje u ovom dokumentu, molimo posetite našu stranicu klikom na sledeći link:

<https://tehnoteka.rs/p/be-quiet-silent-wings-pro-4-ventilator-za-pc-akcija-cena/>