

## Uputstvo za upotrebu (EN)

MARVO gamepad GT-006 crni



Tehnoteka je online destinacija za upoređivanje cena i karakteristika bele tehnike, potrošačke elektronike i IT uređaja kod trgovinskih lanaca i internet prodavnica u Srbiji. Naša stranica vam omogućava da istražite najnovije informacije, detaljne karakteristike i konkurentne cene proizvoda.

Posetite nas i uživajte u ekskluzivnom iskustvu pametne kupovine klikom na link:

<https://tehnoteka.rs/p/marvo-gamepad-gt-006-crni-akcija-cena/>

## PRODUCT USE GUIDE



www.marvo-tech.com

### QUICK INSTALLATION GUIDE

# GT-006

## USB GAMEPAD FOR PC

### TECH SPECS

Interface: USB 2.0  
Cable length: 1.56 m

### QUICK INSTALLATION GUIDE

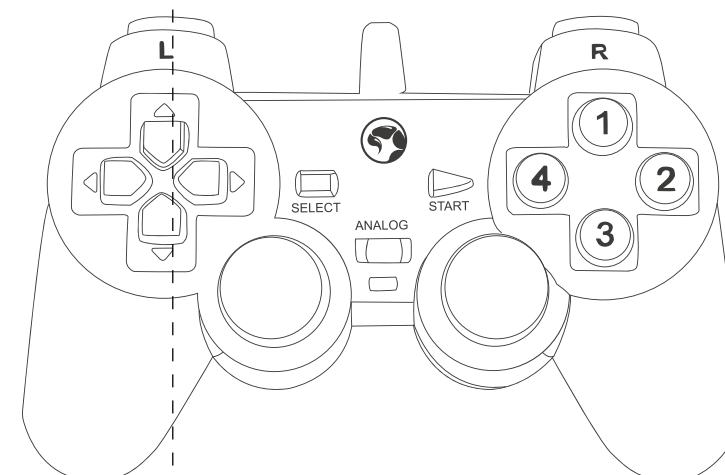
### PRODUCT PRESENTATION

#### 1. FEATURES

- Gamepad compatible with PC platforms
- Vibration effects
- 12 buttons and two analog sticks
- Analog button to deactivate the Z axes and replicate the Action buttons (1, 2, 3, 4) on the Right stick
- Sweat-resistant surface
- Plug and play installation

#### 2. SYSTEM REQUIREMENTS

PC system or compatible with one USB port available, Windows 7 or newer operating system.



### QUICK INSTALLATION GUIDE

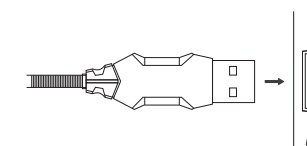
### QUICK INSTALLATION GUIDE

### SAFETY NOTES

- Keep the equipment dry. Keep away from precipitation, humidity, all types of liquids and condensation.
- Do not use the product with wet hands.
- Do not use or store the equipment in dusty or dirty areas.
- Do not store the equipment under high-temperature or low-temperature conditions (this may damage it).
- Do not drop, knock or shake the equipment as it may damage it.

### INSTALLATION

Connect the gamepad to an available USB port on your computer. When connecting for the first time, wait 15 seconds until the generic driver is installed.



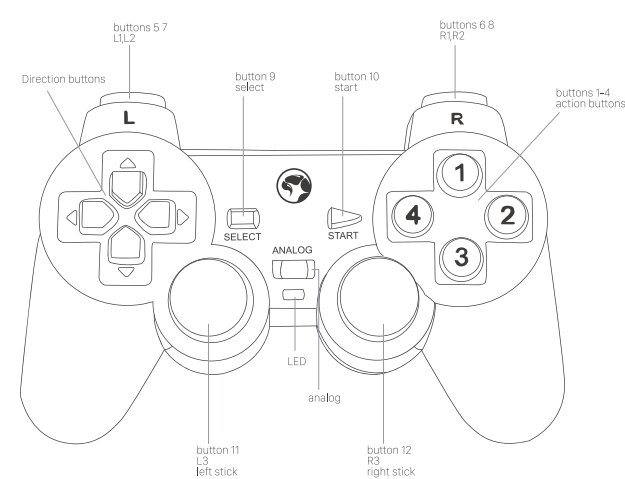
NOTE: to enable the vibration effects, please download and install the specialized driver at [www.marvo-tech.hk](http://www.marvo-tech.hk) (an Internet connection is required).

www.marvo-tech.com

### QUICK INSTALLATION GUIDE

### USE

The gamepad button diagram is shown below.



The LED indicates whether the ANALOG button is active or not. By default, this is active (the Right stick controls the Z axes).

### QUICK INSTALLATION GUIDE

### TROUBLESHOOTING

In case of incorrect operation follow the steps below:  
- Check the integrity of the connectors;  
- Check the connection to the computer correctly;  
- Check the correctness of your computer settings;  
- Disconnect and reconnect the equipment; restart the computer.  
If the problem persists, please contact your local seller.

### GENERAL INFORMATION

- Unauthorized repairs or disassembly of the product will void the warranty and may cause its damage.
- This product is safe and complies to EU requirements.
- This product is manufactured conforming with the European RoHS standard. This standard was introduced to reduce the amount of electrical and electronic waste emitted into the atmosphere.
- Using the WEEE symbol (the crossed-out bin) indicates that this product is not household waste. When recycling waste properly, you protect the environment and people health. Segregated household waste collection, aids recycle materials and components used for the production of this device. For detailed information about recycling, please contact your retailer or a local authority.

### QUICK INSTALLATION GUIDE

### Warranty Card

Product Model: \_\_\_\_\_

Product Serial No: \_\_\_\_\_

Date of Purchase: \_\_\_\_\_

Customer Name: \_\_\_\_\_

TEL: \_\_\_\_\_

Address: \_\_\_\_\_

Distributor Name: \_\_\_\_\_

TEL: \_\_\_\_\_

Warranty Card is the important certificate for after-sale service of Marvo products, please keep it safe.

www.marvo-tech.com

## BORN FOR GAMING



FACEBOOK  
Scan Me

Marvo Know More?  
Scan Me

Ovaj dokument je originalno proizveden i objavljen od strane proizvođača, brenda Marvo, i preuzet je sa njihove zvanične stranice. S obzirom na ovu činjenicu, Tehnoteka ističe da ne preuzima odgovornost za tačnost, celovitost ili pouzdanost informacija, podataka, mišljenja, saveta ili izjava sadržanih u ovom dokumentu.

Napominjemo da Tehnoteka nema ovlašćenje da izvrši bilo kakve izmene ili dopune na ovom dokumentu, stoga nismo odgovorni za eventualne greške, propuste ili netačnosti koje se mogu naći unutar njega. Tehnoteka ne odgovara za štetu nanесenu korisnicima pri upotrebi netačnih podataka. Ukoliko imate dodatna pitanja o proizvodu, ljubazno vas molimo da kontaktirate direktno proizvođača kako biste dobili sve detaljne informacije.

Za najnovije informacije o ceni, dostupnim akcijama i tehničkim karakteristikama proizvoda koji se pominje u ovom dokumentu, molimo posetite našu stranicu klikom na sledeći link:

<https://tehnoteka.rs/p/marvo-gamepad-gt-006-crni-akcija-cena/>