

## Uputstvo za upotrebu (EN)

REALME slušalice Air 3 Neo

realme



Tehnoteka je online destinacija za upoređivanje cena i karakteristika bele tehnike, potrošačke elektronike i IT uređaja kod trgovinskih lanaca i internet prodavnica u Srbiji. Naša stranica vam omogućava da istražite najnovije informacije, detaljne karakteristike i konkurentne cene proizvoda.

Posetite nas i uživajte u ekskluzivnom iskustvu pametne kupovine klikom na link:

<https://tehnoteka.rs/p/realme-slusalice-air-3-neo-akcija-cena/>

# Hi realme fan

realme Buds Air 3 Neo | User Guide

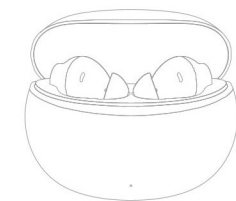


## 3 Steps to enjoy the buds

### 1 Enter pairing mode

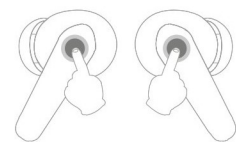
#### Automatic pairing mode

First use: Open the charging case and the earphone automatically enters the pairing mode.



#### Manual pairing mode

Take the two earphones out of the charging case and press the touch area with both hands for 5 seconds at the same time. The earphone can also enter the pairing mode manually.



Hold both hands for 5 seconds

### 2 Connect earphones

Turn on Bluetooth on smartphone, search and connect to 'realme Buds Air 3 Neo'.



### 3 Wear earphones

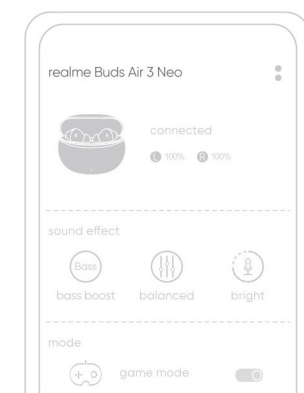
You can choose the most appropriate ear tips size. (M installed by default)



### Touch controls

Music mode			
● ●	Single earphone	Double-tap	Play or pause
● ● ●	Single earphone	Triple-tap	Next track
○	Left earphone	Long press 3s	Decrease volume
○	Right earphone	Long press 3s	Increase volume
Call mode			
● ●	Single earphone	Double-tap	answer or hang up
○	Single earphone	Long press 2s	Reject a call
More			
○	Both earphones	Long press 5s	Enter pairing mode
○	Both earphones	Long press 10s	Reset

### realme Link



Please scan the code to download the app to enjoy more music experience and earphone function operations.



### Overview and packing list

Indicator (open cover without charging)

- > 20% The green light stays on for 10s
- < 20% The red light stays on for 10s

**Packing List**

Earphone	x 1	Ear tips (M installed by default)	x 6
User Guide	x 1	Type-C charging cable	x 1

#### Basic Parameters

Product name	realme Buds Air 3 Neo
Product model	RMA2T13
Bluetooth version	Bluetooth 5.2
Bluetooth protocol	HFP/A2DP/AVRCP
Bluetooth code	SBC, AAC
Charging interface	Type-C
Endurance (music)	About 7h (earbuds) About 30h (use with charging case)
Charging time	About 2h
Bluetooth communication distance	<10m
Working frequency	2402-2480 MHz
Max power rate	<10dBm

#### Warning

- Don't place the product into a liquid environment or avoid the product exposed to high humidity.
- Avoid extrusion to avert the damage to the product.
- Don't attempt to dismantle the product. Put the product in a cool and dry place to keep it dry if stored for a long time.
- Avoid touching the strong magnet to prevent the magnetic headset from being demagnetized.
- Avoid the dusty, wet and dirty environment where the electronic circuit of the equipment may be damaged if being used.
- Don't use the equipment at the moment of thunderstorm because the thunderstorm may incur equipment fault or shock hazard.
- Don't use the equipment when riding a motorcycle or a bicycle, driving a car or crossing the road to ensure your safety.
- Keep the equipment out of reach of children or pets to avert the damage.
- Don't wash the equipment with chemical, cleanser or strong detergent.



Don't listen to the voice under high sound pressure and high volume for a long time to prevent the possible hearing impairment when the headset is used.



This symbol (with or without a solid bar) on the device, batteries (included), and / or the packaging, indicates that the device and its electrical accessories (for example, a headset, adapter or cable) and batteries should not be disposed of as household garbage.

#### Battery warning

The built-in lithium battery of the product is forbidden to be disassembled, impacted, extruded or put into fire.

The battery under the very low air pressure may result in explosion or flammable liquid or gas leakage. Avoid the battery in a high-temperature environment or being exposed to strong sunlight to avert explosion.

Don't use the battery continuously in case of serious ballooning.

The battery shall be handled pursuant to the local regulations and shall not be disposed as household garbage.

Don't try to repair, remove or refit the battery. The explosion may happen if the battery is replaced by the one subject to incorrect model.

Don't compress or puncture the battery with hard object. The battery leakage, overheating or outbreak of a fire may occur if the battery is destroyed.

#### Temperature Description

1. This product contains a battery. If it is not used for a long time, please store it in the environment of 0°C-35°C, and charge the product at least every 3 months to prevent the battery performance from deteriorating.

2. Please use the earphones or charge it in a normal environment (ambient temperature 0°C-45°C, humidity 45%-85%). The earphones can be charged quickly at 15°C-45°C. If the product temperature is not within the safe temperature range, it may cause damage to the earphones and battery performance.

#### Recycling Initiative

At realme we understand that our responsibility doesn't end at selling you our products. realme has been working in the area of safe disposal of electronic waste. Since mobiles, tablets and other electronic items are made of hazardous constituents. Under the Guidelines of Ministry of Environment, Forest and Climate Change, Government of India, E-waste (Management) Rule, 2016 and Amendment E-waste Rule 2018.

realme will seek shared responsibility and cooperation from customers in reducing the environmental impact of their products. realme will comply with all the applicable laws related to E-waste management.

For more information on safe disposal, recycling and you may log on to <https://www.realme.com/in/legal/e-waste-management> or write an email to [service@realme.com](mailto:service@realme.com) or contact our Toll Free No. 1800-102-2777

#### Disposal and Recycling Information

This symbol (with or without a solid bar) on the device, batteries (included), and / or the packaging, indicates that the device and its electrical accessories (for example, a headset, adapter or cable) and batteries should not be disposed of as household garbage.



#### Warranty

Thank you for purchasing realme products. If any manufacturing defect problems occur within 12 months from the date of purchase, user can enjoy our company's warranty service.

#### Matters Needing Attention:

- When you buy the product, the sales unit will issue a valid proof of purchase.
- The warranty card and the proof of purchase should be kept by the user properly, and it will not be replaced if lost.
- If the product fails due to non-human factors, the user can present the warranty card and proof of purchase to the realme customer service center for free maintenance during the warranty period.

#### Non-warranty situation:

This warranty does not cover the following cases:

- Out of warranty period.
- Damage caused by use not in accordance with the instructions.
- Damage caused by man-made causes.
- Failure caused by unauthorized disassembly, maintenance, or modification of the product.
- Damage caused by force majeure factors (such as floods, earthquakes, lightning, etc.).
- There is no warranty card, invoice, or warranty card that does not match the invoice information.
- The product wears naturally.
- Other failures and damages that are not caused by the quality of the product itself.

Website: [www.realme.com](http://www.realme.com)

#### Warranty Card (Stub Copy)

Dear user, thank you for using the product of our company. Please read and keep properly the warranty card after purchasing the product so that we can provide better services to you.

#### User Information

User's name \_\_\_\_\_  
Phone Number \_\_\_\_\_  
Address \_\_\_\_\_  
Email \_\_\_\_\_

#### Product Information

Product Model \_\_\_\_\_  
Product Serial Number \_\_\_\_\_

#### Sales Information

Purchase Date \_\_\_\_\_  
Invoice Number \_\_\_\_\_  
Sales Unit \_\_\_\_\_  
Phone Number \_\_\_\_\_  
Address \_\_\_\_\_

#### Warranty Card (Customer Copy)

Dear user, thank you for using the product of our company. Please read and keep properly the warranty card after purchasing the product so that we can provide better services to you.

#### User Information

User's name \_\_\_\_\_  
Phone Number \_\_\_\_\_  
Address \_\_\_\_\_  
Email \_\_\_\_\_

#### Product Information

Product Model \_\_\_\_\_  
Product Serial Number \_\_\_\_\_

#### Sales Information

Purchase Date \_\_\_\_\_  
Invoice Number \_\_\_\_\_  
Sales Unit \_\_\_\_\_  
Phone Number \_\_\_\_\_  
Address \_\_\_\_\_

# Forever, Dare to Leap

Ovaj dokument je originalno proizveden i objavljen od strane proizvođača, brenda Realme, i preuzet je sa njihove zvanične stranice. S obzirom na ovu činjenicu, Tehnoteka ističe da ne preuzima odgovornost za tačnost, celovitost ili pouzdanost informacija, podataka, mišljenja, saveta ili izjava sadržanih u ovom dokumentu.

Napominjemo da Tehnoteka nema ovlašćenje da izvrši bilo kakve izmene ili dopune na ovom dokumentu, stoga nismo odgovorni za eventualne greške, propuste ili netačnosti koje se mogu naći unutar njega. Tehnoteka ne odgovara za štetu nanесenu korisnicima pri upotrebi netačnih podataka. Ukoliko imate dodatna pitanja o proizvodu, ljubazno vas molimo da kontaktirate direktno proizvođača kako biste dobili sve detaljne informacije.

Za najnovije informacije o ceni, dostupnim akcijama i tehničkim karakteristikama proizvoda koji se pominje u ovom dokumentu, molimo posetite našu stranicu klikom na sledeći link:

<https://tehnoteka.rs/p/realme-slusalice-air-3-neo-akcija-cena/>