

Uputstvo za upotrebu (EN)

DENVER partybox zvučnik BPS-352



Tehnoteka je online destinacija za upoređivanje cena i karakteristika bele tehnike, potrošačke elektronike i IT uređaja kod trgovinskih lanaca i internet prodavnica u Srbiji. Naša stranica vam omogućava da istražite najnovije informacije, detaljne karakteristike i konkurentne cene proizvoda.

Posetite nas i uživajte u ekskluzivnom iskustvu pametne kupovine klikom na link:

<https://tehnoteka.rs/p/denver-partybox-zvucnik-mps-352-akcija-cena/>



BPS-352

denver.eu

2022

Safety information

Please read the safety instructions carefully before using the product for the first time and keep the instructions for future reference.

1. This product is not a toy. Keep it out of reach of children.
2. Warning: This product includes lithium ION battery.
3. Keep product out of the reach of children and pets to avoid chewing and swallowing.
4. Product operating and storage temperature is from 0 degree Celsius to 40 degree Celsius. Under and over this temperature might affect the function.
5. Never open the product. Touching the inside electrics can cause electric shock. Repairs or service should only be performed by qualified personnel.
6. Do not expose to heat, water, Dust (dusty environment), moisture, direct sunlight!
7. Please protect your ears against loud volume. Loud volume can damage your ears and risk in hearing loss.
8. Bluetooth wireless technology operates within a range of about 10 m (30 feet). The maximum communication distance may vary depending on the presence of obstacles (people, metal objects, walls, etc.) or the electromagnetic environment.
9. Microwaves emitting from a Bluetooth device may affect the operation of electronic medical devices.
10. The unit is not waterproof. If water or foreign objects enter the unit, it may result in fire or electric shock. If water or a foreign object enters the unit, stop use immediately.
11. Only charge with supplied USB cable.
12. Do not use non original accessories together with the product as this can make the product functionality abnormal.
13. Do not block the devices ventilation. Product should be able to disperse the heat.

CHARGING INDICATION

1. Charging is needed when the product is low battery, the product will into low power self-protect state, the volume will drop to 70%, please use our adapter to charge. Red light on when charging and off when charging is finished.
2. Use DC 9V charging cable (adapter) for charging.
3. Note: Please charge for more than 6 hours before first use. To avoid battery damage, fully charge the battery if the battery doesn't work for a long time.

Information published	Value and precision
Manufacturer's name or trade mark, commercial registration number and address	DONGGUANSHI YAMEIKE TECHNOLOGY CO.,LTD. Room 301 no.26 Xinfu Sixth Lane, Songbai Lang, Dongguan city, Guangdong Province.
Model identifier	YMK-12W090130
Input voltage	AC 100-240V

Input AC frequency	50/60 Hz
Output voltage (adaptor)	DC 9V
Output current (adaptor)	1.3A
Output power	11.7W
Average active efficiency	92%
Efficiency at low load (10 %)	89%
No-load power consumption	0.1 W

FUNCTION DESCRIPTION

General Functions

1. Master Volume: Turn the Master volume control knob to adjust master volume in any mode.
2. Mic volume: Turn the Mic volume control knob to adjust mic volume while mic input.
3. Mode: press M button to switch mode between BT-USB-TF-LINE IN.

MP3 Function

1. Insert a USB flash drive to play music files in MP3, WMA, or WAV format.
2. Insert a TF card to play music files in MP3, WMA, or WAV format.
3. Play/Pause: Press to play/pause music.
4. Previous/Next Song button: Press to play previous or next track.

Microphone Function

1. Insert a mic into MIC1 or MIC2, then you can use the mic for karaoke.
2. If the product does not include a microphone, you can purchase a 6.35mm wired microphone if needed.

Bluetooth Function

1. Press M button to enter Bluetooth mode. On your Bluetooth device, activate the Bluetooth feature to scan for available devices and select "BPS-352" to connect. The speaker will emit a beep sound once paired successfully.
2. Playing music: press Play/Pause and Previous/Next Song buttons to control the playback.
3. To disconnect the speaker with your BT device, press and hold Play/Pause button.

Light Function

1. Light will turn on when the device is powered on.
2. Light key: press to change the light effect (7 light effects available) or turn the light off.

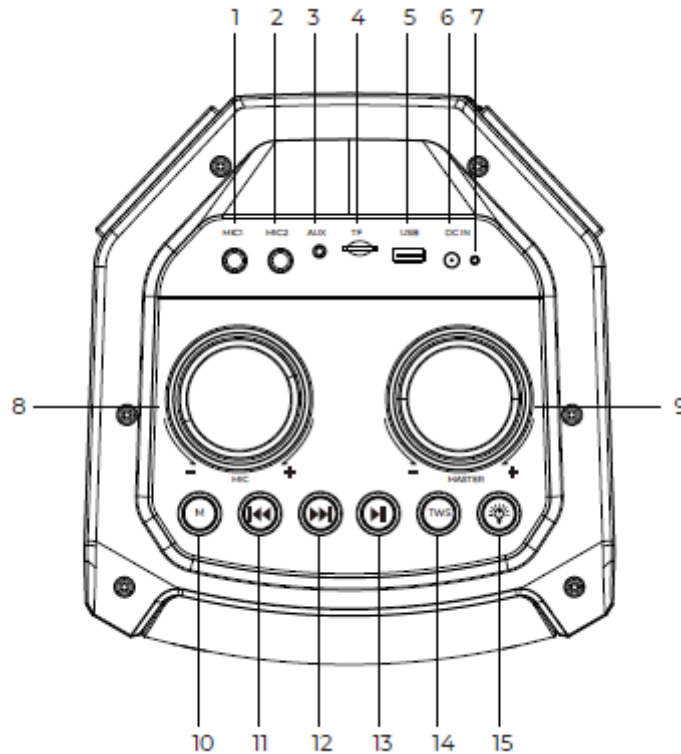
TWS Function

1. Please purchase 2pcs BPS-352 speaker if you want to use TWS function. Turn on one of the speakers, then connect the speaker via Bluetooth to your devices.
2. Turn on the second speaker, then press and hold the TWS button on either speaker for 3 seconds, so they will connect with each other. You will hear a "Beep" sound when the devices are connected in TWS mode.
3. To disable TWS mode, press and hold TWS button on the first speaker. You will hear a short "Beep" sound when the devices are disconnected from TWS.

FEATURES

1. Full-featured Speaker, with USB/TF card, Aux-in function.
2. Use high-quality Bluetooth solution.
3. Support wired microphone.
4. High-capacity lithium battery with long lifespan.
5. Use digital amplifier IC and highly integrated SMT process, ensuring stable and durable performance.
6. Mighty bass, low distortion when loud volume.

CONTROL PANEL DESCRIPTION

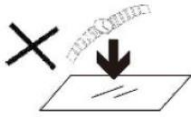


- | | |
|-----------------------|--------------------------|
| 1. MIC1 | 8. Microphone volume |
| 2. MIC2 | 9. Master volume |
| 3. AUX IN | 10. Mode |
| 4. microSD slot | 11. Previous track |
| 5. USB port | 12. Next track |
| 6. DC IN | 13. Play/Pause |
| 7. Charging indicator | 14. TWS |
| | 15. Light/Power on & off |




Warning!

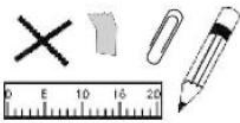
- Lithium battery inside!
- Do not open the product!
- Do not expose to heat, water, moisture or direct sunlight!
- Only charge with the original charger supplied with this product!



1. DO NOT place objects on top of the device, as objects may scratch the device.



2. DO NOT expose the device to dirty or dusty environments.



3. DO NOT insert any foreign objects into the device.



4. DO NOT expose the device to strong magnetic or electric fields.



5. DO NOT use the device in the rain.



6. Please check with your Local Authority or retailer about the proper disposal of electronic products.



7. DO NOT disassemble the device. Only a certified service technician could perform a repair.



Warning: Lithium batteries inside

8. The device has apertures to disperse heat. DO NOT block the device ventilation, otherwise the device may become hot and malfunction as a result. Illegal operations may cause personal injuries, property damage, or fatal accidents.

Please notice - All products are subject to change without any notice. We take reservations for errors and omissions in the manual.

ALL RIGHTS RESERVED, COPYRIGHT DENVER A/S



denver.eu



Electric and electronic equipment and included batteries contains materials, components and substances that can be hazardous to your health and the environment, if the waste material (discarded electric and electronic equipment and batteries) is not handled correctly.

Electric and electronic equipment and batteries is marked with the crossed out trash can symbol, seen above. This symbol signifies that electric and electronic equipment and batteries should not be disposed of with other household waste, but should be disposed of separately.

As the end user it is important that you submit your used batteries to the appropriate and designated facility. In this manner you make sure that the batteries are recycled in accordance with legislature and will not harm the environment.

All cities have established collection points, where electric and electronic equipment and batteries can either be submitted free of charge at recycling stations and other collection sites, or be collected from the households. Additional information is available at the technical department of your city.

Hereby, Denver A/S declares that the radio equipment type BPS-352 is in compliance with Directive 2014/53/EU. The full text of the EU declaration of conformity is available at the following internet address: denver.eu and then click the search ICON on topline of website. Write model number: BPS-352. Now enter product page, and RED directive is found under downloads/other downloads.

Operating Frequency Range:2402MHz-2480MHz

Max Output Power:300W (30W RMS)

DENVER A/S

Omega 5A, Soeften

DK-8382 Hinnerup

Denmark

www.facebook.com/denver.eu

Ovaj dokument je originalno proizveden i objavljen od strane proizvođača, brenda Denver, i preuzet je sa njihove zvanične stranice. S obzirom na ovu činjenicu, Tehnoteka ističe da ne preuzima odgovornost za tačnost, celovitost ili pouzdanost informacija, podataka, mišljenja, saveta ili izjava sadržanih u ovom dokumentu.

Napominjemo da Tehnoteka nema ovlašćenje da izvrši bilo kakve izmene ili dopune na ovom dokumentu, stoga nismo odgovorni za eventualne greške, propuste ili netačnosti koje se mogu naći unutar njega. Tehnoteka ne odgovara za štetu nanесenu korisnicima pri upotrebi netačnih podataka. Ukoliko imate dodatna pitanja o proizvodu, ljubazno vas molimo da kontaktirate direktno proizvođača kako biste dobili sve detaljne informacije.

Za najnovije informacije o ceni, dostupnim akcijama i tehničkim karakteristikama proizvoda koji se pominje u ovom dokumentu, molimo posetite našu stranicu klikom na sledeći link:

<https://tehnoteka.rs/p/denver-partybox-zvucnik-bps-352-akcija-cena/>