

## Informacije o proizvodu (EN)

DELL računar OptiPlex 3000 MT (DES11193)



Tehnoteka je online destinacija za upoređivanje cena i karakteristika bele tehnike, potrošačke elektronike i IT uređaja kod trgovinskih lanaca i internet prodavnica u Srbiji. Naša stranica vam omogućava da istražite najnovije informacije, detaljne karakteristike i konkurentne cene proizvoda.


Posetite nas i uživajte u ekskluzivnom iskustvu pametne kupovine klikom na link:

<https://tehnoteka.rs/p/dell-racunar-optiplex-3000-mt-des11193-akcija-cena/>

# OptiPlex 3000 Tower

## Setup and Specifications

## Notes, cautions, and warnings

 **NOTE:** A NOTE indicates important information that helps you make better use of your product.

 **CAUTION:** A CAUTION indicates either potential damage to hardware or loss of data and tells you how to avoid the problem.

 **WARNING:** A WARNING indicates a potential for property damage, personal injury, or death.


# Contents

<b>Chapter 1: Set up your computer</b> .....	<b>4</b>
<b>Chapter 2: Views of OptiPlex 3000 Tower</b> .....	<b>9</b>
Display.....	9
Back.....	10
<b>Chapter 3: Specifications of OptiPlex 3000 Tower</b> .....	<b>11</b>
Dimensions and weight.....	11
Processors.....	11
Chipset.....	12
Operating system.....	12
Memory.....	13
Memory matrix.....	13
External ports.....	14
Internal slots.....	14
Ethernet.....	15
Wireless module.....	15
Audio.....	15
Storage.....	16
Power ratings.....	17
Power supply connector.....	18
GPU—Integrated.....	18
Multiple display support matrix.....	18
GPU—Discrete.....	19
Multiple display support matrix.....	19
Hardware security.....	20
Environmental.....	21
Regulatory compliance.....	21
Operating and storage environment.....	21
<b>Chapter 4: Getting help and contacting Dell</b> .....	<b>23</b>


# Set up your computer

## Steps

1. Connect the keyboard and mouse.



2. Connect to your network using a cable.




**i** **NOTE:** Alternatively, you can connect to a wireless network.

3. Connect the display.



**NOTE:** If you ordered your computer with a discrete graphics card, the HDMI and the display ports on the back panel of your computer are covered. Connect the display to the port on the discrete graphics card.

4. Connect the power cable.



5. Press the power button.





6. Finish Windows setup.

Follow the on-screen instructions to complete the setup. When setting up, Dell recommends that you:

- Connect to a network for Windows updates.
  - **NOTE:** If connecting to a secured wireless network, enter the password for the wireless network access when prompted.
- If connected to the internet, sign-in with or create a Microsoft account. If not connected to the internet, create an offline account.
- On the **Support and Protection** screen, enter your contact details.




7. Locate and use Dell apps from the Windows Start menu—Recommended

**Table 1. Locate Dell apps**

Resources	Description
	<b>My Dell</b> Centralized location for key Dell applications, help articles, and other important information about your computer. It also notifies you about the warranty status, recommended accessories, and software updates if available.
	<b>SupportAssist</b> SupportAssist proactively and predictively identifies hardware and software issues on your computer and automates the engagement process with Dell Technical support. It addresses performance and stabilization issues, prevents security threats, monitors, and detects hardware




**Table 1. Locate Dell apps (continued)**

Resources	Description
	<p>failures. For more information, see <i>SupportAssist for Home PCs User's Guide</i> at <a href="http://www.dell.com/serviceabilitytools">www.dell.com/serviceabilitytools</a>. Click <b>SupportAssist</b> and then, click <b>SupportAssist for Home PCs</b>.</p> <p> <b>NOTE:</b> In SupportAssist, click the warranty expiry date to renew or upgrade your warranty.</p>
	<p><b>Dell Update</b></p> <p>Updates your computer with critical fixes and latest device drivers as they become available. For more information on using Dell Update, search in the Knowledge Base Resource at <a href="http://www.dell.com/support">www.dell.com/support</a>.</p>
	<p><b>Dell Digital Delivery</b></p> <p>Download software applications, which are purchased but not preinstalled on your computer. For more information on using Dell Digital Delivery, search in the Knowledge Base Resource at <a href="http://www.dell.com/support">www.dell.com/support</a>.</p>

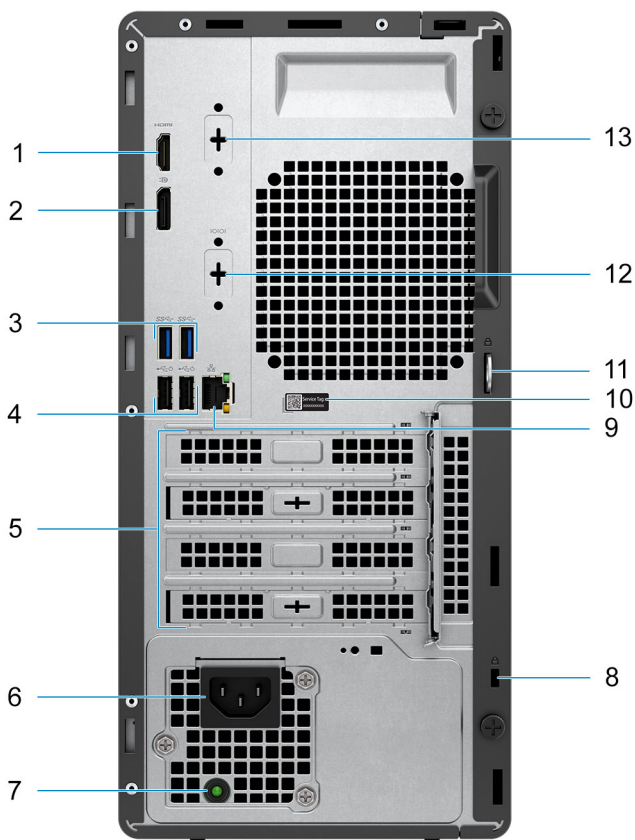
## Views of OptiPlex 3000 Tower

### Display



1. Optical disk-drive (optional)
2. Power button with diagnostic LED
3. Hard-disk drive activity light
4. Universal audio jack
5. Two USB 2.0 ports
6. Two USB 3.2 Gen 1 ports

# Back




1. HDMI 1.4b port  
**i** **NOTE:** The maximum resolution supported by HDMI port is 1920x1200 @60Hz
2. DisplayPort 1.4a port (HBR2)
3. Two USB 3.2 Gen 1 ports
4. Two USB 2.0 ports with Smart Power On
5. Three expansion card slots  
**i** **NOTE:** Supports only Slot 1, Slot 2, Slot 3
6. Power cord connector port
7. Power supply diagnostic light
8. Kensington security-cable slot
9. RJ45 Ethernet port
10. Service tag label
11. Padlock ring
12. Serial port (optional)
13. One video port (HDMI 2.0b/DisplayPort 1.4a (HBR3)/VGA) (optional)

# Specifications of OptiPlex 3000 Tower

## Dimensions and weight


The following table lists the height, width, depth, and weight of your OptiPlex 3000 Tower.

**Table 2. Dimensions and weight**

Description	Values
Height	324.30 mm (12.77 in.)
Width	154.00 mm (6.06 in.)
Depth	292.20 mm (11.50 in.)
Weight  <b>NOTE:</b> The weight of your computer depends on the configuration ordered and manufacturing variability.	<ul style="list-style-type: none"> <li>• Minimum - 5.17 kg (11.41 lb)</li> <li>• Maximum - 6.61 kg (14.59 lb)</li> </ul>

## Processors


The following table lists the details of the processors supported by your OptiPlex 3000 Tower.

 **NOTE:** Global Standard Products (GSP) are a subset of Dell's relationship products that are managed for availability and synchronized transitions on a worldwide basis. They ensure the same platform is available for purchase globally. This allows customers to reduce the number of configurations managed on a worldwide basis, thereby reducing their costs. They also enable companies to implement global IT standards by locking in specific product configurations worldwide.

Device Guard (DG) and Credential Guard (CG) are the new security features that are only available on Windows today.

Device Guard is a combination of enterprise-related hardware and software security features that, when configured together, will lock a device down so that it can only run trusted applications. If it is not a trusted application, it cannot run.

Credential Guard uses virtualization-based security to isolate secrets (credentials) so that only privileged system software can access them. Unauthorized access to these secrets can lead to credential theft attacks. Credential Guard prevents these attacks by protecting NTLM password hashes and Kerberos Ticket Granting Tickets.

 **NOTE:** Processor numbers are not a measure of performance. Processor availability is subject to change and may vary by region/country.

**Table 3. Processors**

Processors	Wattage	Core count	Thread count	Speed	Cache	Integrated graphics	GSP	DG/CG Ready
Intel Celeron Gold G6900	46 W	2	4	3.40 GHz	4 MB	Intel UHD Graphics 710	No	Yes
Intel Pentium Gold G7400	46 W	2	4	3.70 GHz	6 MB	Intel UHD Graphics 710	No	Yes
12 <sup>th</sup> Generation	60 W	4	8	3.30 GHz to 4.30 GHz	12 MB	Intel UHD Graphics 730	No	Yes

**Table 3. Processors (continued)**

Processors	Wattage	Core count	Thread count	Speed	Cache	Integrated graphics	GSP	DG/CG Ready
Intel Core i3-12100								
12 <sup>th</sup> Generation Intel Core i3-12300	60 W	4	8	3.50 GHz to 4.40 GHz	12 MB	Intel UHD Graphics 730	Yes	Yes
12 <sup>th</sup> Generation Intel Core i5-12400	65 W	6	12	2.50 GHz to 4.40 GHz	18 MB	Intel UHD Graphics 730	Yes	Yes
12 <sup>th</sup> Generation Intel Core i5-12500	65 W	6	12	3.00 GHz to 4.60 GHz	18 MB	Intel UHD Graphics 770	Yes	Yes
12 <sup>th</sup> Generation Intel Core i5-12600	65 W	6	12	3.30 GHz to 4.40 GHz	18 MB	Intel UHD Graphics 770	Yes	Yes

## Chipset

The following table lists the details of the chipset supported by your OptiPlex 3000 Tower.

**Table 4. Chipset**

Description	Values
Chipset	Intel B660
Processor	<ul style="list-style-type: none"> <li>Intel Celeron Gold G6900</li> <li>Intel Pentium Gold G7400</li> <li>12<sup>th</sup> Generation Intel Core i3/i5</li> </ul>
DRAM bus width	64-bit
Flash EPROM	32 MB
PCIe bus	Up to Gen 3

## Operating system

Your OptiPlex 3000 Tower supports the following operating systems:

- Windows 11 Home, 64-bit
- Windows 11 Pro, 64-bit
- Windows 11 Downgrade (Windows 10 image)
- Windows 11 Pro National Education, 64-bit
- Windows 11 CMIT Government Edition, 64-bit (China only)
- Kylin Linux Desktop version 10.1 (China only)

- Ubuntu Linux 20.04 LTS, 64-bit

## Memory

The following table lists the memory specifications of your OptiPlex 3000 Tower.

**Table 5. Memory specifications**

Description	Values
Memory slots	Two-DIMM slots
Memory type	DDR4
Memory speed	3200 MHz
Maximum memory configuration	64 GB
Minimum memory configuration	4 GB
Memory size per slot	4 GB, 8 GB, 16 GB, and 32 GB
Memory configurations supported	<ul style="list-style-type: none"> <li>• 4 GB, 1 x 4 GB, DDR4, 3200 MHz, single-channel</li> <li>• 8 GB, 1 x 8 GB, DDR4, 3200 MHz, single-channel</li> <li>• 8 GB, 2 x 4 GB, DDR4, 3200 MHz, dual-channel</li> <li>• 16 GB, 1 x 16 GB, DDR4, 3200 MHz, single-channel</li> <li>• 16 GB, 2 x 8 GB, DDR4, 3200 MHz, dual-channel</li> <li>• 32 GB, 1 x 32 GB, DDR4, 3200 MHz, single-channel</li> <li>• 32 GB, 2 x 16 GB, DDR4, 3200 MHz, dual-channel</li> <li>• 64 GB, 2 x 32 GB, DDR4, 3200 MHz, dual-channel</li> </ul>

## Memory matrix

The following table lists the memory configurations supported on your OptiPlex 3000 Tower.

**Table 6. Memory matrix**

Configuration	Slot	
	UDIMM1	UDIMM2
4 GB DDR4	4 GB	NA
8 GB DDR4	8 GB	NA
8 GB DDR4	4 GB	4 GB
16 GB DDR4	16 GB	NA
16 GB DDR4	8 GB	8 GB
32 GB DDR4	32 GB	NA
32 GB DDR4	16 GB	16 GB
64 GB DDR4	32 GB	32 GB

## External ports

The following table lists the external ports of your OptiPlex 3000 Tower.

**Table 7. External ports**

Description	Values
Network port	One RJ45 Ethernet port
USB ports	Front: <ul style="list-style-type: none"> <li>Two USB 2.0 ports</li> <li>Two USB 3.2 Gen 1 ports</li> </ul> Rear: <ul style="list-style-type: none"> <li>Two USB 2.0 ports with Smart Power On</li> <li>Two USB 3.2 Gen 1 ports</li> </ul>
Audio port	Universal audio jack
Video port	<ul style="list-style-type: none"> <li>One DisplayPort 1.4a (HBR2) port</li> <li>One HDMI 1.4b port               <ul style="list-style-type: none"> <li><b>NOTE:</b> The maximum resolution supported by HDMI port is 1920x1200 @60Hz</li> </ul> </li> <li>One video port (HDMI 2.0b/DisplayPort 1.4a (HBR3)/VGA) (optional)               <ul style="list-style-type: none"> <li><b>NOTE:</b> Download and install the latest Intel Graphics driver from <a href="http://www.dell.com/support">www.dell.com/support</a> to enable multiple displays.</li> </ul> </li> </ul>
I/O port	One Serial port (optional)
Media-card reader	Not supported
Power-adaptor port	N/A
Security-cable slot	<ul style="list-style-type: none"> <li>One Kensington security-cable slot</li> <li>One padlock ring</li> </ul>

## Internal slots

The following table lists the internal slots of your OptiPlex 3000 Tower.

**Table 8. Internal slots**

Description	Values
M.2	<ul style="list-style-type: none"> <li>One M.2 2230 slot for WiFi and Bluetooth card</li> <li>One M.2 2230/2280 slot for solid-state drive</li> </ul> <ul style="list-style-type: none"> <li><b>NOTE:</b> To learn more about the features of different types of M.2 cards, search in the Knowledge Base Resource at <a href="http://www.dell.com/support">www.dell.com/support</a>.</li> </ul>

## Ethernet

The following table lists the wired Ethernet Local Area Network (LAN) specifications of your OptiPlex 3000 Tower.

**Table 9. Ethernet specifications**

Description	Values
Model number	Realtek RTL8111
Transfer rate	10/100/1000 Mbps

## Wireless module

The following table lists the Wireless Local Area Network (WLAN) module specifications of your OptiPlex 3000 Tower.

**Table 10. Wireless module specifications**

Description	Option one	Option two	Option three
Model number	Intel AX210	Intel 9462	MediaTek MT7921
Transfer rate	2400 Mbps	433 Mbps	1200 Mbps
Frequency bands supported	2.40 GHz/5 GHz/6 GHz <i>i</i> <b>NOTE:</b> The 6 GHz frequency is supported on computers that are installed with Windows 11 operating system only.	2.40 GHz/5 GHz	2.40 GHz/5 GHz
Wireless standards	<ul style="list-style-type: none"> <li>• WiFi 802.11a/b/g</li> <li>• Wi-Fi 4 (WiFi 802.11n)</li> <li>• Wi-Fi 5 (WiFi 802.11ac)</li> <li>• Wi-Fi 6E (WiFi 802.11ax)</li> </ul>	<ul style="list-style-type: none"> <li>• WiFi 802.11a/b/g</li> <li>• Wi-Fi 4 (WiFi 802.11n)</li> <li>• Wi-Fi 5 (WiFi 802.11ac)</li> </ul>	<ul style="list-style-type: none"> <li>• WiFi 802.11a/b/g</li> <li>• Wi-Fi 4 (WiFi 802.11n)</li> <li>• Wi-Fi 5 (WiFi 802.11ac)</li> <li>• Wi-Fi 6 (WiFi 802.11ax)</li> </ul>
Encryption	<ul style="list-style-type: none"> <li>• 64-bit/128-bit WEP</li> <li>• AES-CCMP</li> <li>• TKIP</li> </ul>	<ul style="list-style-type: none"> <li>• 64-bit/128-bit WEP</li> <li>• AES-CCMP</li> <li>• TKIP</li> </ul>	<ul style="list-style-type: none"> <li>• 64-bit/128-bit WEP</li> <li>• AES-CCMP</li> <li>• TKIP</li> </ul>
Bluetooth wireless card	Bluetooth 5.2	Bluetooth 5.1	Bluetooth 5.2
	<i>i</i> <b>NOTE:</b> The version of the Bluetooth wireless card may vary depending on the operating system that is installed on your computer.		

## Audio

The following table lists the audio specifications of your OptiPlex 3000 Tower.

**Table 11. Audio specifications**

Description	Values
Audio controller	Realtek ALC3246-CG
Stereo conversion	24-bit DAC (Digital-to-Analog) and ADC (Analog-to-Digital)
Internal audio interface	Intel HDA (high-definition audio)



**Table 11. Audio specifications (continued)**

Description		Values
External audio interface		One universal audio jack
Number of speakers		One (optional)
Internal-speaker amplifier		Integrated in ALC3246-CG (Class-D 2 W)
External volume controls		Keyboard shortcut controls
Speaker output:		
	Average speaker output	2 W
	Peak speaker output	2.5 W
Subwoofer output		Not supported
Microphone		Not supported

## Storage

This section lists the storage options on your OptiPlex 3000 Tower.

**Table 12. Storage Matrix**

Storage		1st 2.5-inch hard drive	2nd 2.5-inch hard drive	Single 3.5-inch hard drive	Single M.2 socket	Single M.2 via Zoom 2 PCIe card
2.5-inch hard drive		Y	N	N	N	
Dual 2.5-inch hard drive		Y	Y	N	N	
3.5-inch hard drive		N	N	Y	N	
2.5-inch hard drive	3.5-inch hard drive	Y	N	Y	N	
3.5-inch hard drive	2.5-inch hard drive	Y	N	Y	N	
M.2 solid-state drive	3.5-inch hard drive	N	N	Y	Y	
M.2 solid-state drive	2.5-inch hard drive/solid-state drive	Y	N	N	Y	
M.2 solid-state drive	Dual 2.5-inch hard drive	Y	Y	N	Y	
M.2 solid-state drive	M.2 SSD (via M.2 expansion card)	N	N	N	Y	Y
M.2 solid-state drive	3.5-inch hard drive	N	N	Y	Y	Y
M.2 solid-state drive	2.5-inch hard drive	Y	N	N	Y	Y
Dual M.2 solid-state drive	2.5-inch hard drive	Y	N	N	Y	Y
Dual M.2 solid-state drive	3.5-inch hard drive	N	N	Y	Y	Y
M.2 solid-state drive		N	N	N	Y	N

**Table 13. Storage specifications**

Storage type	Interface type	Capacity
2.5-inch, 5400 RPM, hard-disk drive	SATA 3.0	Up to 2 TB
2.5-inch, 7200 RPM, hard-disk drive	SATA 3.0	Up to 1 TB
2.5-inch, 7200 RPM, FIPS Self Encrypting Opal 2.0, hard-disk drive	SATA 3.0	500 GB
3.5-inch, 7200 RPM, hard-disk drive	SATA 3.0	Up to 2 TB
M.2 2230 solid-state drive	PCIe 3 Gen x4 NVMe, Class 35	Up to 1 TB
M.2 2230 Opal Self-Encrypting solid-state drive	PCIe 3 Gen x4 NVMe, Class 35	256 GB
M.2 2280 solid-state drive	PCIe 3 Gen x4 NVMe, Class 40	Up to 1 TB
M.2 2280 Opal Self-Encrypting solid-state drive	PCIe NVMe Gen3 x4, Class 40	Up to 1 TB
M.2 2230 solid-state drive	PCIe NVMe Gen4 x4, Class 35	512 GB
M.2 2280 solid-state drive	PCIe NVMe Gen4 x4, Class 40	Up to 512 GB

## Power ratings

The following table lists the power rating specifications of OptiPlex 3000 Tower.

**Table 14. Power ratings**

Description	Option one	Option two	Option three
Type	180 W internal Power Supply Unit (PSU), 85% Efficient, 80 PLUS Bronze	240 W internal PSU, 85% Efficient, 80 PLUS Bronze	300 W internal PSU, 92% Efficient, 80 PLUS Platinum
Input voltage	90 VAC–264 VAC	90 VAC–264 VAC	90 VAC–264 VAC
Input frequency	47 Hz-63 Hz	47 Hz-63 Hz	47 Hz-63 Hz
Input current (maximum)	3.0 A	4.0 A	4.2 A
Output current (continuous)	<ul style="list-style-type: none"> <li>● 12 VA/15 A</li> <li>● 12 VB/14 A</li> </ul> Standby mode: <ul style="list-style-type: none"> <li>● 12 VA/1.5 A</li> <li>● 12 VB/3.3 A</li> </ul>	<ul style="list-style-type: none"> <li>● 12 VA/18 A</li> <li>● 12 VB/15 A</li> </ul> Standby mode: <ul style="list-style-type: none"> <li>● 12 VA/1.5 A</li> <li>● 12 VB/3.3 A</li> </ul>	<ul style="list-style-type: none"> <li>● 12 VA/18 A</li> <li>● 12 VB/18 A</li> </ul> Standby mode: <ul style="list-style-type: none"> <li>● 12 VA/1.5 A</li> <li>● 12 VB/3.3 A</li> </ul>
Rated output voltage	<ul style="list-style-type: none"> <li>● +12 VA</li> <li>● +12 VB</li> </ul>	<ul style="list-style-type: none"> <li>● +12 VA</li> <li>● +12 VB</li> </ul>	<ul style="list-style-type: none"> <li>● +12 VA</li> <li>● +12 VB</li> </ul>
Temperature range:			
Operating	5°C-45°C (41°F-113°F)	5°C-45°C (41°F-113°F)	5°C-45°C (41°F-113°F)
Storage	-40°C-70°C (-40°F-158°F)	-40°C-70°C (-40°F-158°F)	-40°C-70°C (-40°F-158°F)

## Power supply connector

The following table lists the Power supply connector specifications of your OptiPlex 3000 Tower.

**Table 15. Power supply connector**

180 W (80 PLUS Bronze)	<ul style="list-style-type: none"> <li>One 4 pin connector for processor</li> <li>One 8 pin connector for system board</li> </ul>
240 W (80 PLUS Bronze)	<ul style="list-style-type: none"> <li>Two 4 pin connectors for processor</li> <li>One 8 pin connector for system board</li> </ul>
300 W (80 PLUS Platinum)	<ul style="list-style-type: none"> <li>Two 4 pin connectors for processor</li> <li>One 8 pin connector for system board</li> </ul>

## GPU—Integrated

The following table lists the specifications of the integrated Graphics Processing Unit (GPU) supported by your OptiPlex 3000 Tower.

**Table 16. GPU—Integrated**

Controller	External display support	Memory size	Processor
Intel UHD Graphics 710	<ul style="list-style-type: none"> <li>One DisplayPort 1.4a (HBR2)</li> <li>One HDMI 1.4b</li> </ul>	Shared system memory	Intel Pentium Gold G6900 and G7400
Intel UHD Graphics 730	<ul style="list-style-type: none"> <li>One DisplayPort 1.4a (HBR2)</li> <li>One HDMI 1.4b</li> </ul>	Shared system memory	12 <sup>th</sup> Generation Intel Core i3/i5
Intel UHD Graphics 770	<ul style="list-style-type: none"> <li>One DisplayPort 1.4a (HBR2)</li> <li>One HDMI 1.4b</li> </ul>	Shared system memory	12 <sup>th</sup> Generation Intel Core i5

## Multiple display support matrix

The following table lists the multiple display support matrix for your OptiPlex 3000 Tower.

**Table 17. Multiple display support matrix**

Description	Option one	Option two	Option three
Integrated Graphics Card	Intel UHD Graphics 710	Intel UHD Graphics 730	Intel UHD Graphics 770
Optional Module	<ul style="list-style-type: none"> <li>Option card with VGA (1920 x 1200 @ 60 Hz)</li> <li>Option card with DP1.4a (HBR3) (5120 x 3200 @ 60 Hz)</li> <li>Option card with HDMI 2.0b (4096 x 2160 @ 60 Hz)</li> </ul>	<ul style="list-style-type: none"> <li>Option card with VGA (1920 x 1200 @ 60 Hz)</li> <li>Option card with DP1.4a (HBR3) (5120 x 3200 @ 60 Hz)</li> <li>Option card with HDMI 2.0b (4096 x 2160 @ 60 Hz)</li> </ul>	<ul style="list-style-type: none"> <li>Option card with VGA (1920 x 1200 @ 60 Hz)</li> <li>Option card with DP1.4a (HBR3) (5120 x 3200 @ 60 Hz)</li> <li>Option card with HDMI 2.0b (4096 x 2160 @ 60 Hz)</li> </ul>
Supported 4K Displays	<ul style="list-style-type: none"> <li>On board integrated DP1.4a (HBR2)</li> <li>Option card with DP1.4a (HBR3)</li> </ul>	<ul style="list-style-type: none"> <li>On board integrated DP1.4a (HBR2)</li> <li>Option card with DP1.4a (HBR3)</li> </ul>	<ul style="list-style-type: none"> <li>On board integrated DP1.4a (HBR2)</li> <li>Option card with DP1.4a (HBR3)</li> </ul>

**Table 17. Multiple display support matrix (continued)**

Description	Option one	Option two	Option three
	<ul style="list-style-type: none"> <li>Option card with HDMI 2.0b</li> </ul>	<ul style="list-style-type: none"> <li>Option card with HDMI 2.0b</li> </ul>	<ul style="list-style-type: none"> <li>Option card with HDMI 2.0b</li> </ul>
Supported 5K Displays	Option card with DP1.4a (HBR3)	Option card with DP1.4a (HBR3)	Option card with DP1.4a (HBR3)

## GPU—Discrete

The following table lists the specifications of the discrete Graphics Processing Unit (GPU) supported by your OptiPlex 3000 Tower.

**Table 18. GPU—Discrete**

Controller	External display support	Memory size	Memory type
AMD Radeon 540	Two DisplayPort 1.4 ports	1 GB	GDDR5
AMD Radeon 550	Two DisplayPort 1.4 ports	2 GB	GDDR5
AMD Radeon RX640	<ul style="list-style-type: none"> <li>One DisplayPort 1.4</li> <li>Two mini DisplayPort (mDP) ports</li> </ul>	4 GB	GDDR5
NVIDIA GeForce RTX 3070	<ul style="list-style-type: none"> <li>Three DisplayPort 1.4 ports</li> <li>One HDMI 2.1</li> </ul>	8 GB	GDDR6

## Multiple display support matrix

The following table lists the multiple display support matrix for your OptiPlex 3000 Tower.

**Table 19. Multiple display support matrix**

Graphics Card	Memory	Ports	Supported external displays with Direct Connect	Supported external displays with DP Multi-Stream	Supported 4K Displays	Supported 5K Displays	Resolution	Total Power
AMD Radeon 540	1 GB GDDR5	Two DisplayPort 1.4 ports	2	2	1	1	5120 x 2880 @60 Hz	50 W
AMD Radeon 550	2 GB GDDR6	Two DisplayPort 1.4 ports	2	2	1	1	5120 x 2880 @60 Hz	50 W
AMD Radeon RX640	4 GB GDDR5	<ul style="list-style-type: none"> <li>Two Mini-DisplayPort 1.4 ports</li> <li>One DisplayPort 1.4 port</li> </ul>	3	1	2	1	5120 x 2880 @60 Hz	50 W

**Table 19. Multiple display support matrix (continued)**

Graphics Card	Memory	Ports	Supported external displays with Direct Connect	Supported external displays with DP Multi-Stream	Supported 4K Displays	Supported 5K Displays	Resolution	Total Power
AMD Radeon RX6500	4 GB GDDR6	Two DisplayPort 1.4 ports	2	2	1	1	5120 x 2880 @60 Hz	50 W

## Hardware security

The following table lists the hardware security of your OptiPlex 3000 Tower.

**Table 20. Hardware security**

Hardware security
Kensington security-cable slot
Padlock ring
Chassis lock slot support
Chassis intrusion switch
Lockable cable covers
Supply chain tamper alerts
SafelD including Trusted Platform Module (TPM) 2.0
Smart card keyboard (FIPS)
Microsoft Windows Device Guard and Credential Guard (Enterprise SKU)
Microsoft Windows Bitlocker
Local hard drive data wipe through BIOS (Secure Erase)
Self-encrypting storage drives (Opal, FIPS)
Trusted Platform Module TPM 2.0
China TPM
Intel Secure Boot
Intel Authenticate
SafeBIOS: includes Dell Off-host BIOS Verification, BIOS Resilience, BIOS Recovery, and additional BIOS Controls

# Environmental

The following table lists the environmental specifications of your OptiPlex 3000 Tower.

**Table 21. Environmental**

Feature	Values
Recyclable packaging	Yes
BFR/PVC—free chassis	No
Vertical orientation packaging support	Yes
Multi-Pack packaging	Yes (optional)
Energy-Efficient Power Supply	Standard
ENV0424 compliant	Yes

**NOTE:** Wood-based fiber packaging contains a minimum of 35% recycled content by total weight of wood-based fiber. Packaging that contains without wood-based fiber can be claimed as Not Applicable. The anticipated required criteria for EPEAT 2018.

# Regulatory compliance

The following table lists the regulatory compliance of your OptiPlex 3000 Tower.

**Table 22. Regulatory compliance**

Regulatory compliance
<a href="#">Product Safety, EMC and Environmental Datasheets</a>
<a href="#">Dell Regulatory Compliance Home page</a>
<a href="#">Dell and the Environment</a>

# Operating and storage environment


This table lists the operating and storage specifications of your OptiPlex 3000 Tower.

**Airborne contaminant level:** G1 as defined by ISA-S71.04-1985

**Table 23. Computer environment**

Description	Operating	Storage
Temperature range	10°C-35°C (50°F-95°F)	-40°C-65°C (-40°F-149°F)
Relative humidity (maximum)	20% to 80% (non-condensing) (non-condensing, Max dew point temperature = 26°C)	0% to 95% (non-condensing) 5% to 95% (non-condensing, Max dew point temperature = 33°C)
Vibration (maximum)*	0.26 GRMS random at 5 Hz-350 Hz	1.37 GRMS random at 5 Hz-350 Hz
Shock (maximum)	Bottom half-sine pulse with a change in velocity of 50.8 cm/sec (20 in./sec)	105G half-sine pulse with a change in velocity of 133 cm/sec (52.5 in./sec)
Altitude range	-15.2 m to 3048 m (-49.8 ft to 10,000 ft)	-15.2 m to 10,668 m (-49.8 ft to 35,000 ft)

**Table 23. Computer environment (continued)**

Description	Operating	Storage
 <b>CAUTION: Operating and storage temperature ranges may differ among components, so operating or storing the device outside these ranges may impact the performance of specific components.</b>		

\* Measured using a random vibration spectrum that simulates user environment.



† Measured using a 2 ms half-sine pulse.

# Getting help and contacting Dell

## Self-help resources


You can get information and help on Dell products and services using these self-help resources:


**Table 24. Self-help resources**

Self-help resources	Resource location
Information about Dell products and services	<a href="http://www.dell.com">www.dell.com</a>
My Dell app	
Tips	
Contact Support	In Windows search, type <code>Contact Support</code> , and press Enter.
Online help for operating system	<a href="http://www.dell.com/support/windows">www.dell.com/support/windows</a> <a href="http://www.dell.com/support/linux">www.dell.com/support/linux</a>
Access top solutions, diagnostics, drivers and downloads, and learn more about your computer through videos, manuals, and documents.	Your Dell computer is uniquely identified by a Service Tag or Express Service Code. To view relevant support resources for your Dell computer, enter the Service Tag or Express Service Code at <a href="http://www.dell.com/support">www.dell.com/support</a> .  For more information on how to find the Service Tag for your computer, see <a href="#">Locate the Service Tag on your computer</a> .
Dell knowledge base articles for a variety of computer concerns	<ol style="list-style-type: none"> <li>1. Go to <a href="http://www.dell.com/support">www.dell.com/support</a>.</li> <li>2. On the menu bar at the top of the Support page, select <b>Support &gt; Knowledge Base</b>.</li> <li>3. In the Search field on the Knowledge Base page, type the keyword, topic, or model number, and then click or tap the search icon to view the related articles.</li> </ol>

## Contacting Dell

To contact Dell for sales, technical support, or customer service issues, see [www.dell.com/contactdell](http://www.dell.com/contactdell).

 **NOTE:** Availability varies by country/region and product, and some services may not be available in your country/region.

 **NOTE:** If you do not have an active Internet connection, you can find contact information about your purchase invoice, packing slip, bill, or Dell product catalog.



Ovaj dokument je originalno proizveden i objavljen od strane proizvođača, brenda Dell, i preuzet je sa njihove zvanične stranice. S obzirom na ovu činjenicu, Tehnoteka ističe da ne preuzima odgovornost za tačnost, celovitost ili pouzdanost informacija, podataka, mišljenja, saveta ili izjava sadržanih u ovom dokumentu.

Napominjemo da Tehnoteka nema ovlašćenje da izvrši bilo kakve izmene ili dopune na ovom dokumentu, stoga nismo odgovorni za eventualne greške, propuste ili netačnosti koje se mogu naći unutar njega. Tehnoteka ne odgovara za štetu nanесenu korisnicima pri upotrebi netačnih podataka. Ukoliko imate dodatna pitanja o proizvodu, ljubazno vas molimo da kontaktirate direktno proizvođača kako biste dobili sve detaljne informacije.

Za najnovije informacije o ceni, dostupnim akcijama i tehničkim karakteristikama proizvoda koji se pominje u ovom dokumentu, molimo posetite našu stranicu klikom na sledeći link:

<https://tehnoteka.rs/p/dell-racunar-optiplex-3000-mt-des11193-akcija-cena/>