

## Uputstvo za upotrebu (EN)

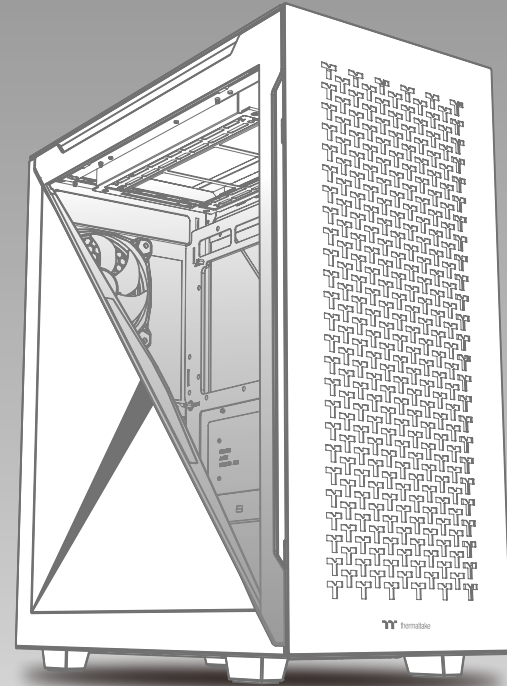
THERMALTAKE kućište Divider 500 TG Air



Tehnoteka je online destinacija za upoređivanje cena i karakteristika bele tehnike, potrošačke elektronike i IT uređaja kod trgovinskih lanaca i internet prodavnica u Srbiji. Naša stranica vam omogućava da istražite najnovije informacije, detaljne karakteristike i konkurentne cene proizvoda.

Posetite nas i uživajte u ekskluzivnom iskustvu pametne kupovine klikom na link:

<https://tehnoteka.rs/p/thermaltake-kuciste-divider-500-tg-air-akcija-cena/>



Picture is for reference only

# Divider 500 TG Air

User's Manual  
Benutzerhandbuch  
Mode d'emploi  
Manual del usuario  
Manuale dell'utente  
Manual do Utilizador

安裝說明書  
用戶手冊  
ユーザーズマニュアル  
Руководство пользователя  
kullanıcı elkitabı  
(EEE Yönetmeliğine Uygundur)  
คู่มือการใส่



© 2021 Thermaltake Technology Co., Ltd. All Rights Reserved. 2021.06  
All other registered trademarks belong to their respective companies. [www.thermaltake.com](http://www.thermaltake.com)



## TT Premium



### TT Premium

To continue achieving the corporate mission of delivering the perfect user experience, Thermaltake developed "TT Premium" with the essence of combining supreme quality products with a new logo design. TT Premium is far more than just a guarantee of quality. Behind the name, it represents the passion in DIY, Modding and Thermaltake's desire to be the most innovative brand in the PC hardware market. To satisfy the demand of the high-end PC users, TT Premium follows its core values of Excellent Quality, Unique Design, Diverse Combinations and Boundless Creativity to provide a high performance PC product for every enthusiast. <http://tppremium.com>

## Tt LCS-Liquid Cooling Support Certification



Tt LCS Certified is a Thermaltake exclusive certification applied to only products that pass the design and hardcore enthusiasts standards that a true LCS chassis should be held to. The Tt LCS certification was created so that we at Thermaltake can designate to all power users which chassis have been tested to be best compatible with extreme liquid cooling configurations to ensure you get the best performance from the best features and fitment.

## Join Tt Community To Receive Benefits



Dear Valued Customer,  
Thank you for choosing Thermaltake.  
As a new user we value your thoughts and opinions and your feedback is important to us. We at Thermaltake would like to use this opportunity to invite you to join our Community Forums. Register today to start enjoying the full benefits of our community.



### Benefits of being a member:

- Quick and responsive user support
- Receive help and advice with new builds
- Keep up to date with new product releases
- Share your thoughts and builds with the community
- Enter monthly contests and giveaways

**Brand official website**  
<http://www.thermaltake.com/>

**Global Facebook**  
<https://www.facebook.com/ThermaltakeInc>

**Taiwan Facebook**  
<http://www.facebook.com/ThermaltakeTW>

**Global community forums**  
<http://community.thermaltake.com>

# CONTENTS

## Chapter 1. Product Introduction

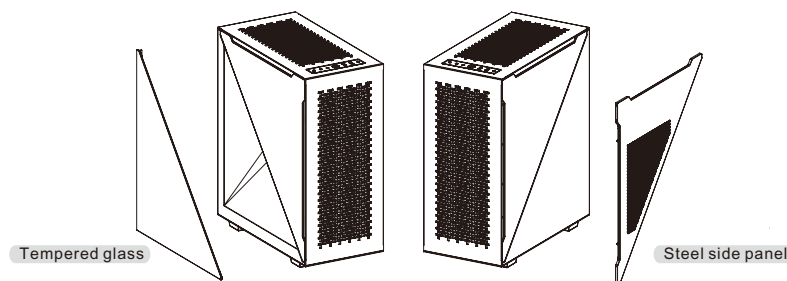
1.0	Specification .....	01
1.1	Accessory .....	02
1.2	Warning and Notice .....	03

## Chapter 2. Installation Guide

2.0	Remove Components .....	06
2.1	Power Supply Unit (PSU) Installation .....	07
2.2	Motherboard Installation .....	08
2.3	3.5" & 2.5" HDD Installation .....	09
2.4	PCI Card Installation .....	11
2.5	Air Cooling Installation .....	12
2.6	AIO Liquid Cooling Installation .....	13
2.7	I/O Connection .....	14
2.8	Remove Filters .....	15

Model	Divider 500 TG Air	Divider 500 TG Air Snow
Case Type	Mid Tower	
Dimension (H*W*D)	530 x 230 x 466 mm (20.9 x 9.1 x 18.3 inch)	
Side Panel	3mm Tempered Glass x 2	
Color	Black	White
Material	SPCC	
Cooling System	<b>Front (intake) :</b> 120 x 120 x 25 mm fan (1000rpm, 16 dBA) x 1 <b>Rear (exhaust) :</b> 120 x 120 x 25 mm fan (1000rpm, 16 dBA) x 1	
Drive Bays	2 x 3.5", 5 x 2.5" or 7 x 2.5"	
Expansion Slots	7 (Rotatable Patented Design)	
Motherboards	6.7" x 6.7" (Mini ITX), 9.6" x 9.6" (Micro ATX), 12" x 9.6" (ATX)	
I/O Port	USB 3.2 (Gen 2) Type-C x 1, USB 3.0 x 2, HD Audio x 1	
PSU	Standard PS2 PSU (optional)	
Fan Support	<b>Front:</b> 3 x 120mm, 2 x 120mm, 1 x 120mm 3 x 140mm, 2 x 140mm, 1 x 140mm <b>Top:</b> 2 x 120mm, 1 x 120mm 2 x 140mm, 1 x 140mm <b>Right (M/B Side):</b> 2 x 120mm, 1 x 120mm <b>Rear:</b> 1 x 120mm	
Radiator Support	<b>Front:</b> 1 x 360mm, 1 x 240mm, 1 x 120mm 1 x 280mm, 1 x 140mm <b>Top:</b> 1 x 280mm, 1 x 140mm 1 x 240mm, 1 x 120mm <b>Right (M/B Side):</b> 1 x 240mm, 1 x 120mm <b>Rear:</b> 1 x 120mm	
Clearance	<b>CPU cooler max height:</b> 155mm (with one TG and one steel side panel) 170mm (with two TG) <b>VGA max length:</b> 360mm (with radiator) 390mm (without radiator) <b>PSU max length:</b> 180mm (with HDD Cage) 220mm (without HDD Cage)	

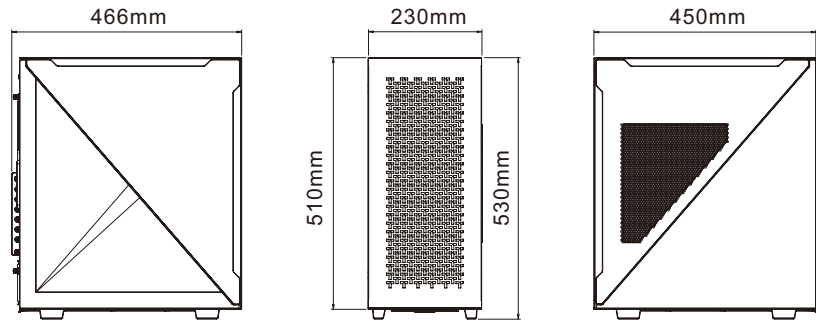
Figure	Part Name	Qty	Use For
	Screw #6-32 x 6 mm	4	For PSU
	Screw M3 x 5 mm	40	For Motherboard / 2.5" HDD / SSD
	Screw M3 x 8.5 mm	10	For 2.5" HDD / SSD
	Stand-off #6-32 x 6.5 mm	3	Backup
	Net setter	1	For Motherboard Stand-off
	Buzzer	1	Motherboard Alarm
	Screw #6-32 x 6 mm	10	For 3.5" HDD
	Screw Ø5 x 10 mm	4	For Case Fan
	Cable Ties	10	Cable Management
	VGA Bracket	1	Backup
	Thumb Screw #6-32 x 5 mm	3	Backup
	Velcro Cable ties	3	Cable Management



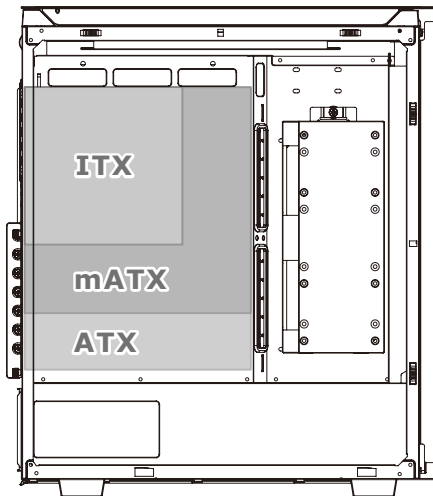
One extra left side tempered glass and one extra right side panel are included for more assembly options.



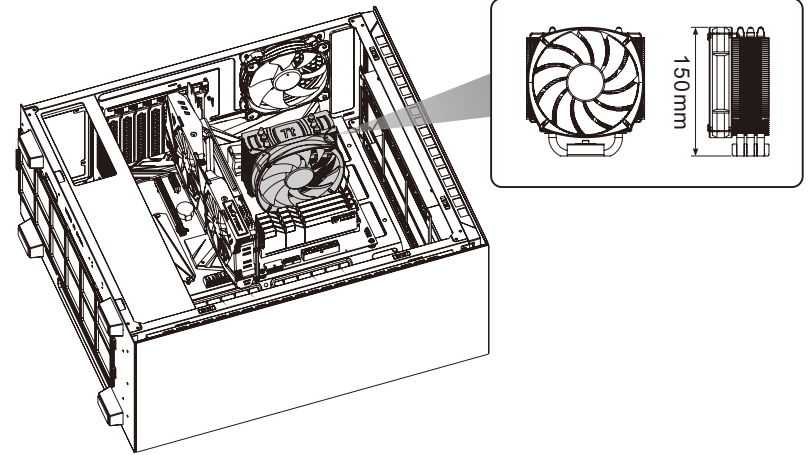
Chassis dimension



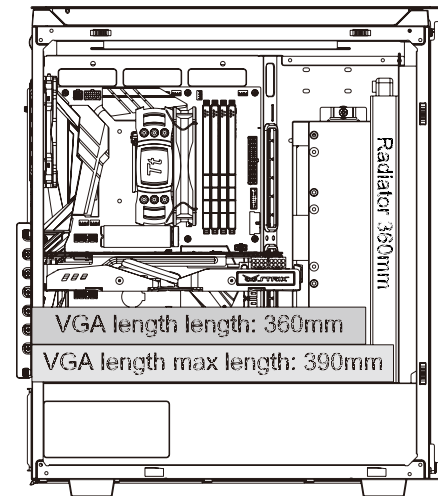
Motherboard Compatibility: ITX / mATX / ATX  
(Up to 244mm wide)



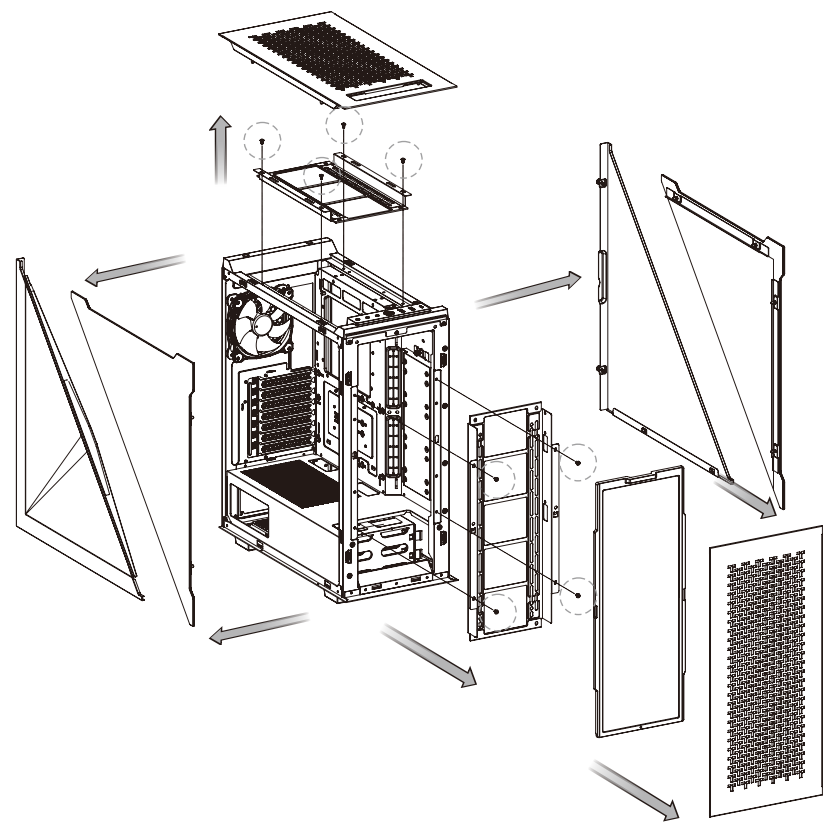
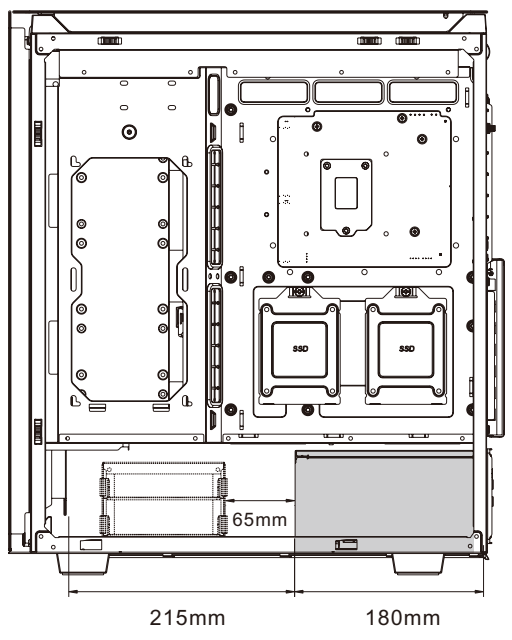
CPU cooler max height: 150mm

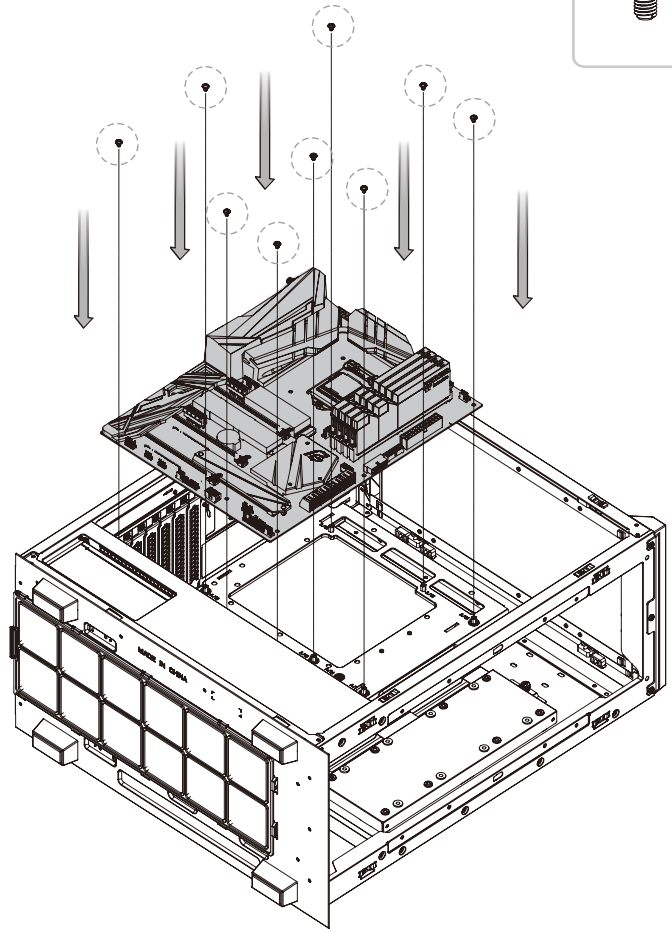
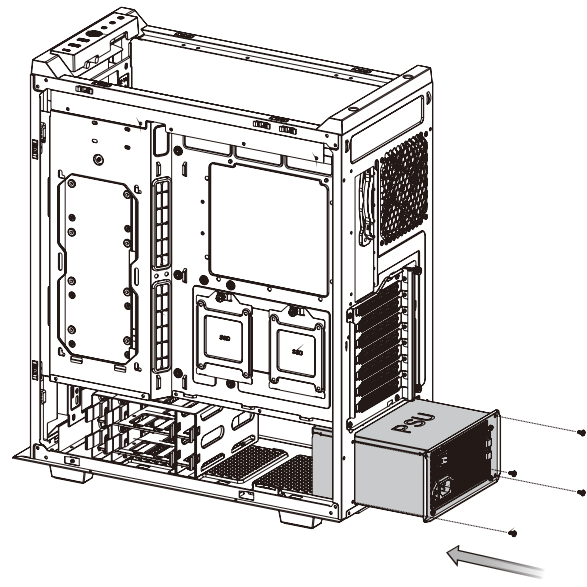
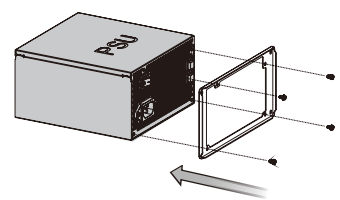


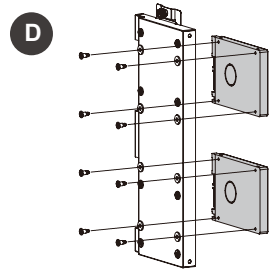
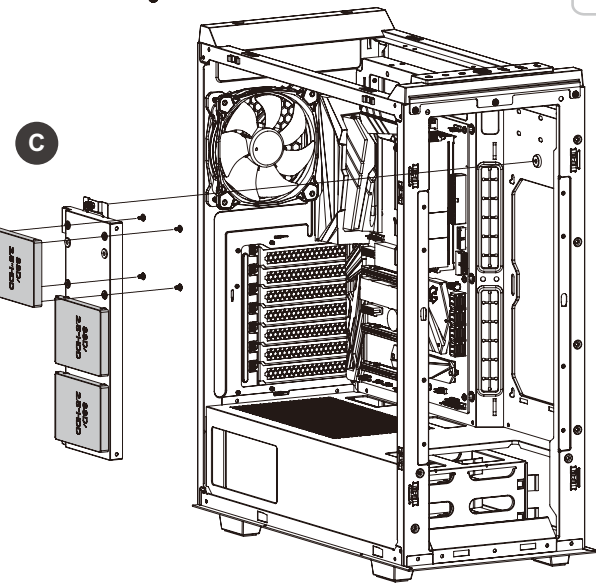
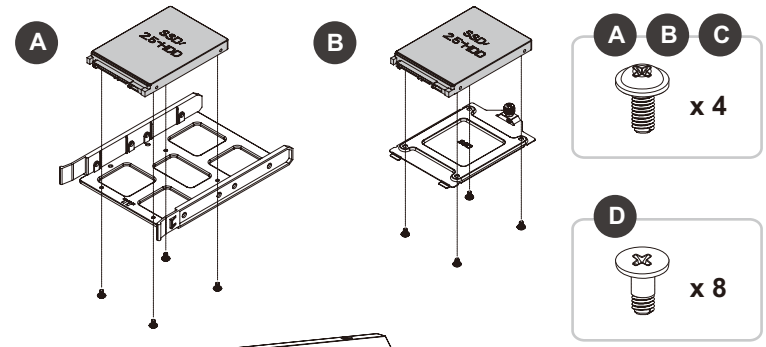
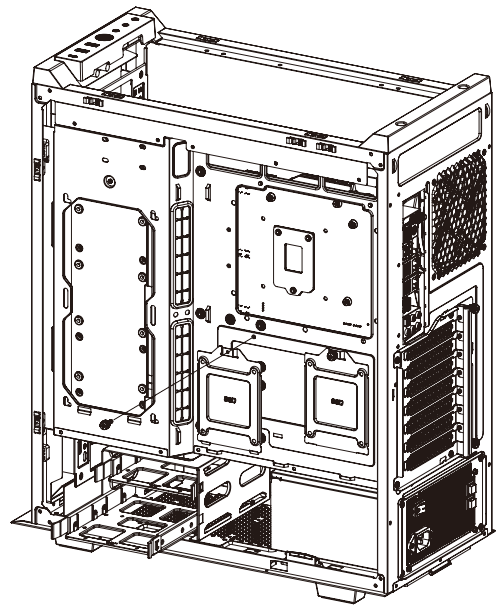
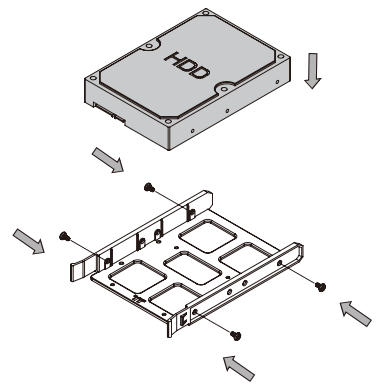
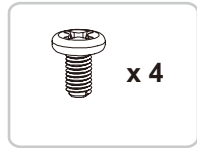
VGA length max length: 390mm

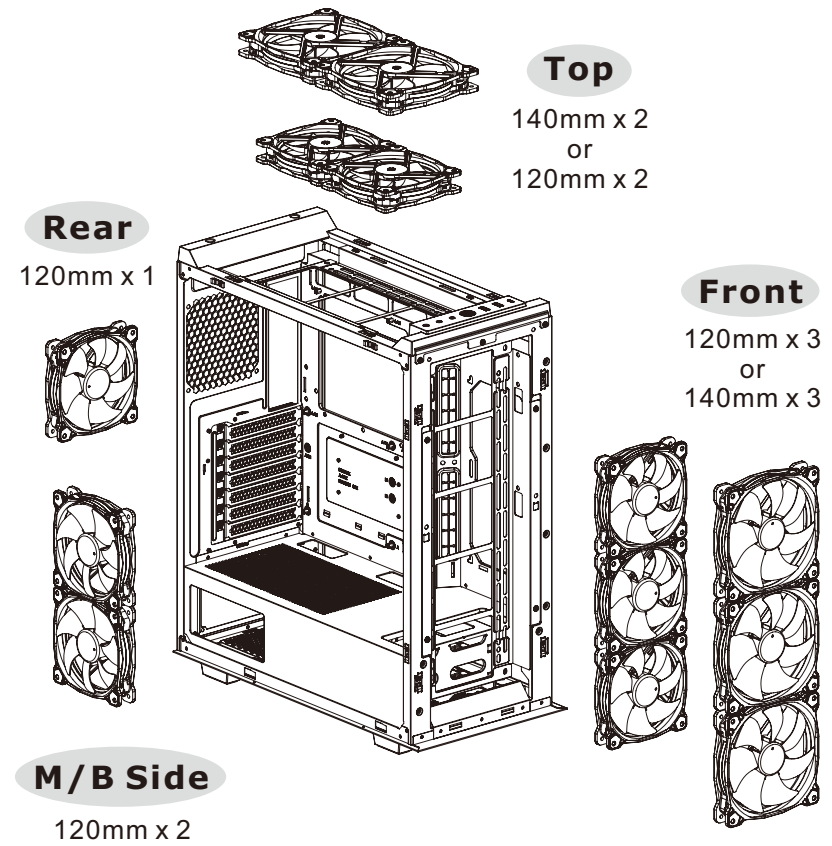
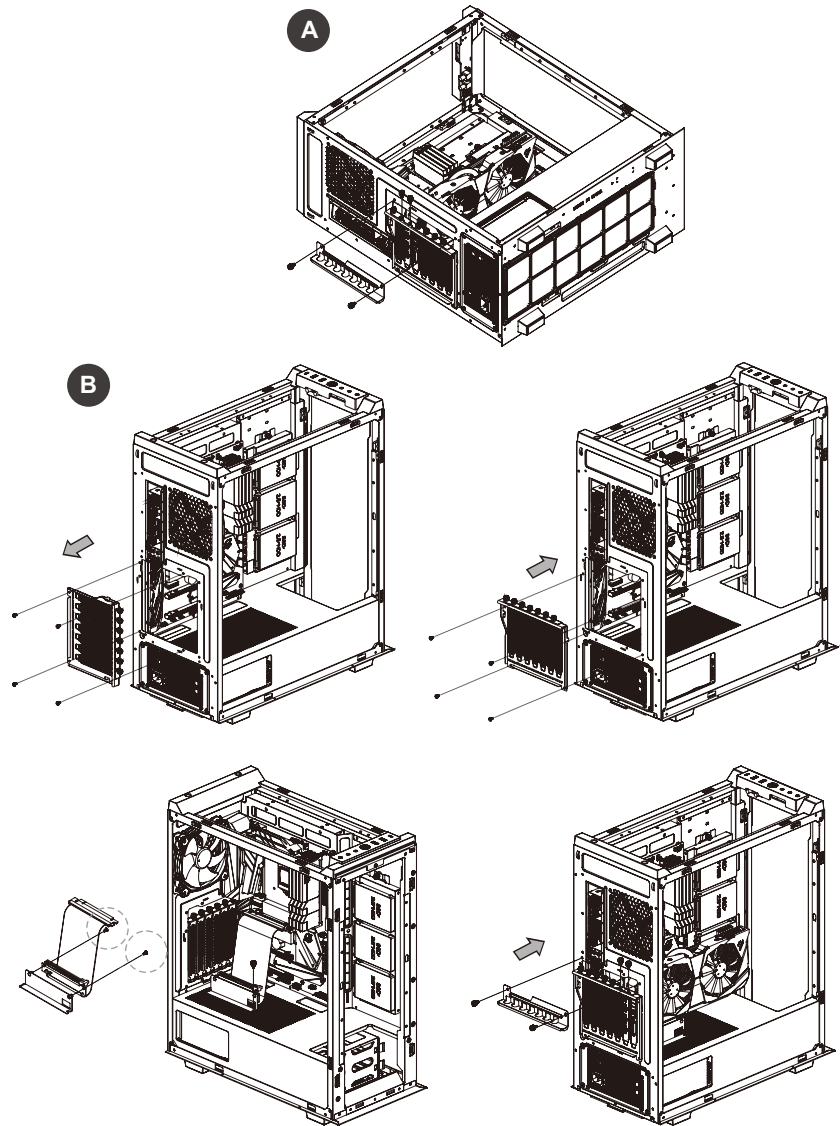


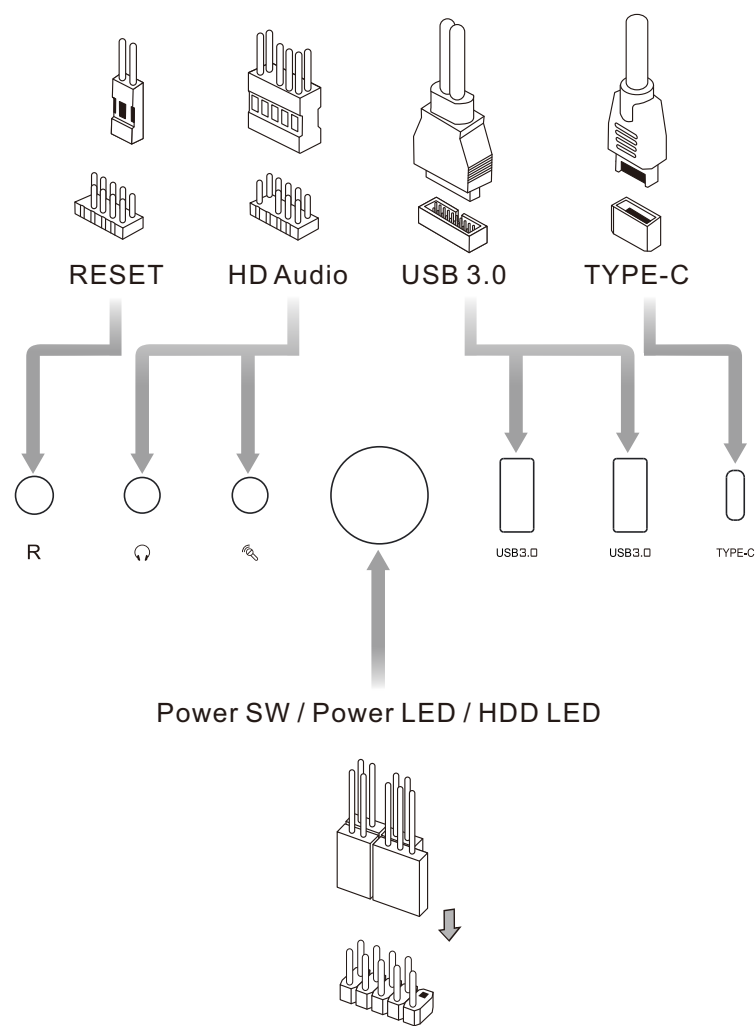
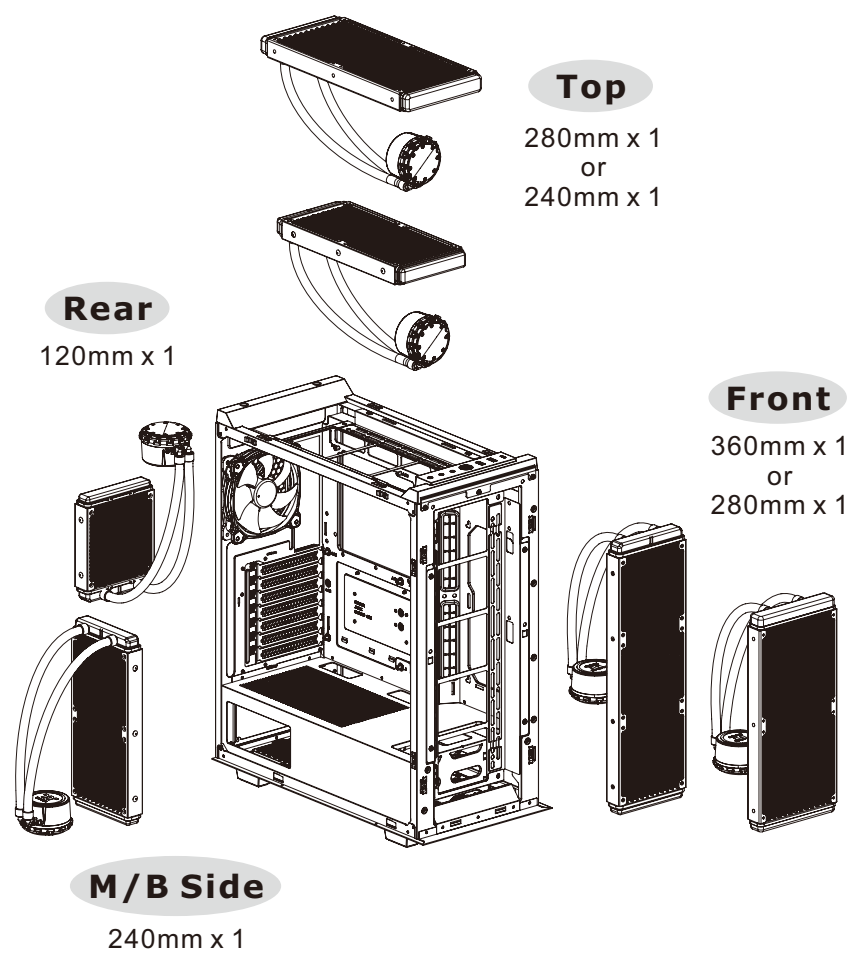
PSU max length: 180mm

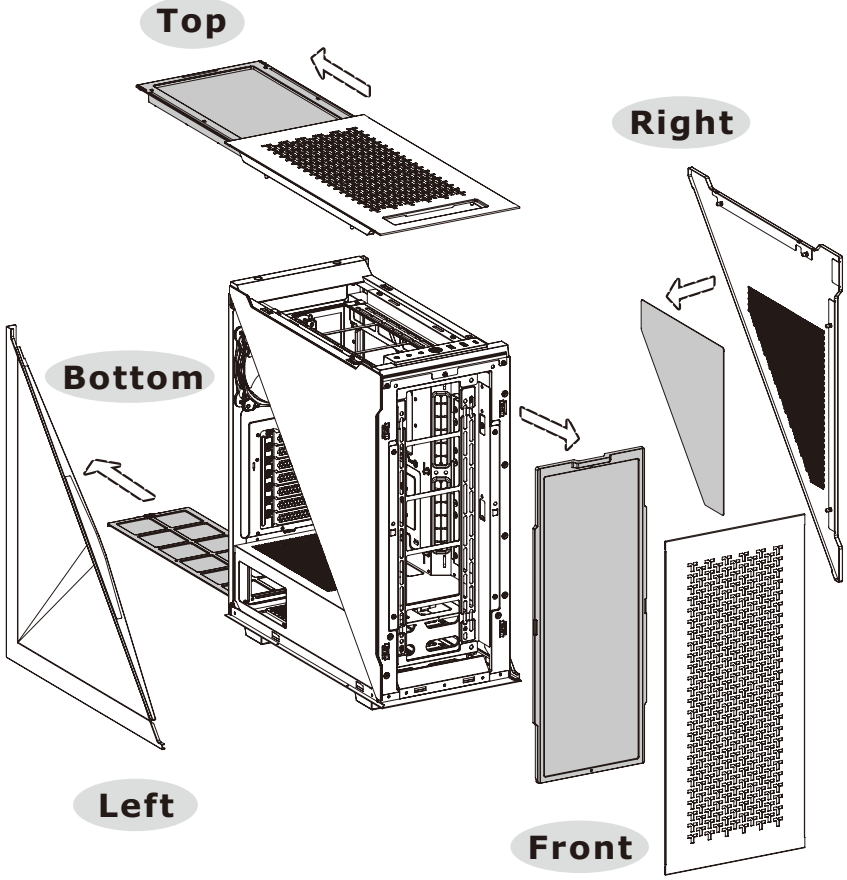












Note:

-----

-----

-----

-----

-----

-----

-----

-----

-----

-----

-----

Ovaj dokument je originalno proizveden i objavljen od strane proizvođača, brenda Thermaltake, i preuzet je sa njihove zvanične stranice. S obzirom na ovu činjenicu, Tehnoteka ističe da ne preuzima odgovornost za tačnost, celovitost ili pouzdanost informacija, podataka, mišljenja, saveta ili izjava sadržanih u ovom dokumentu.

Napominjemo da Tehnoteka nema ovlašćenje da izvrši bilo kakve izmene ili dopune na ovom dokumentu, stoga nismo odgovorni za eventualne greške, propuste ili netačnosti koje se mogu naći unutar njega. Tehnoteka ne odgovara za štetu nanесenu korisnicima pri upotrebi netačnih podataka. Ukoliko imate dodatna pitanja o proizvodu, ljubazno vas molimo da kontaktirate direktno proizvođača kako biste dobili sve detaljne informacije.

Za najnovije informacije o ceni, dostupnim akcijama i tehničkim karakteristikama proizvoda koji se pominje u ovom dokumentu, molimo posetite našu stranicu klikom na sledeći link:

<https://tehnoteka.rs/p/thermaltake-kuciste-divider-500-tg-air-akcija-cena/>