

## Uputstvo za upotrebu (EN)

NZXT kućište H510i CA-H510i-BR

# NZXT



Tehnoteka je online destinacija za upoređivanje cena i karakteristika bele tehnike, potrošačke elektronike i IT uređaja kod trgovinskih lanaca i internet prodavnica u Srbiji. Naša stranica vam omogućava da istražite najnovije informacije, detaljne karakteristike i konkurentne cene proizvoda.

Posetite nas i uživajte u ekskluzivnom iskustvu pametne kupovine klikom na link:

<https://tehnoteka.rs/p/nzxt-kuciste-h510i-ca-h510i-br-akcija-cena/>

# NZXT

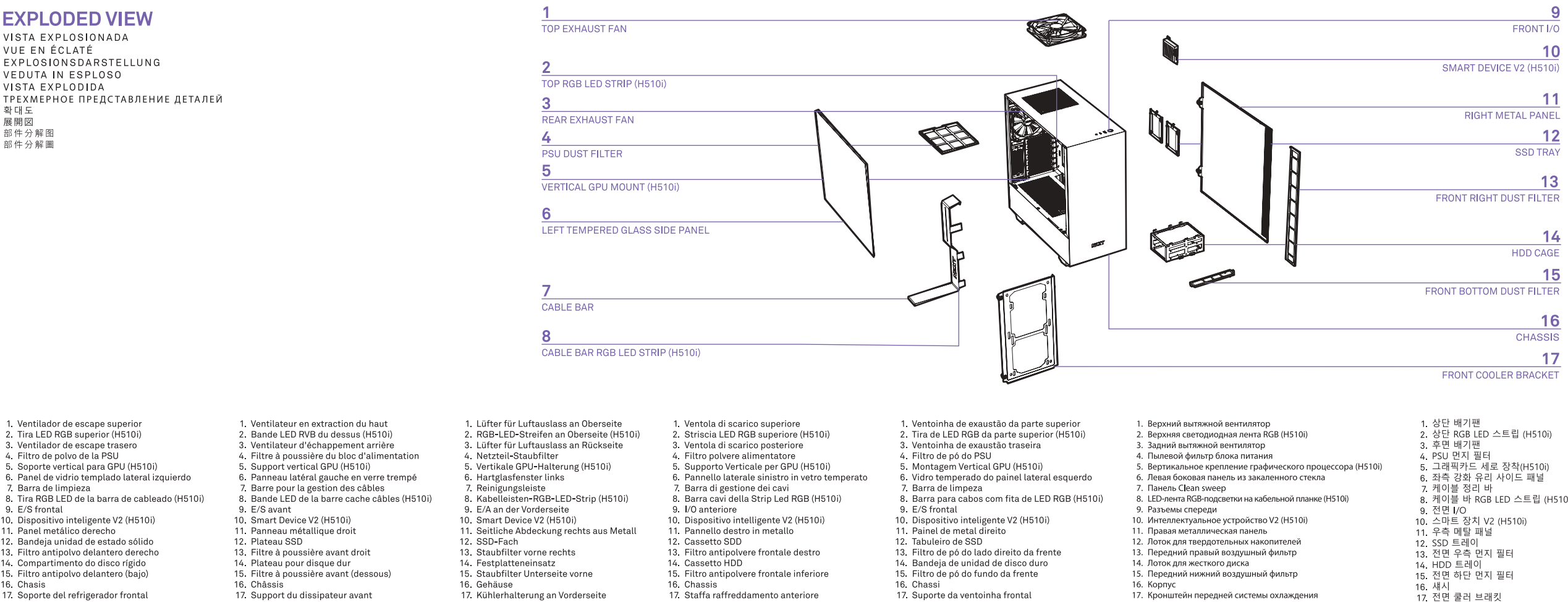
## H510 / H510i

COMPACT MID-TOWER ATX CASE

### EXPLODED VIEW

VISTA EXPLOSIONADA  
VUE EN ÉCLATÉ  
EXPLOSIONSDARSTELLUNG  
VEDUTA IN ESPLOSO  
VISTA EXPLODIDA  
ТРЕХМЕРНОЕ ПРЕДСТАВЛЕНИЕ ДЕТАЛЕЙ

爆炸圖  
部件分解圖  
部件分解圖



### ACCESSORY BOX

- CAJA DE ACCESORIOS  
BOITE D'ACCESSOIRES  
ZUBEHÖRSET  
SCATOLA DEGLI ACCESSORI  
CAIXA DE ACCESÓRIOS  
КОБОЦКА С ПРИНАДЛЕЖНОСТЯМИ
- 악세서리 박스  
部品箱 (説明書入り)  
配件盒
- A** Hexagon Screw 6-32 x 6mm x4
  - B** Screw 6-32 x 5mm x21
  - C** Screw M3 x 5mm x12
  - D** Screw K85 x 10mm x8
  - E** Standoff 6-32 x 6.5+4mm x1
  - F** Standoff Wrench x1
  - G** Cable Tie x10
  - H** Breakout Cable x1
  - I** 3.5mm Headset Audio Jack Splitter x1

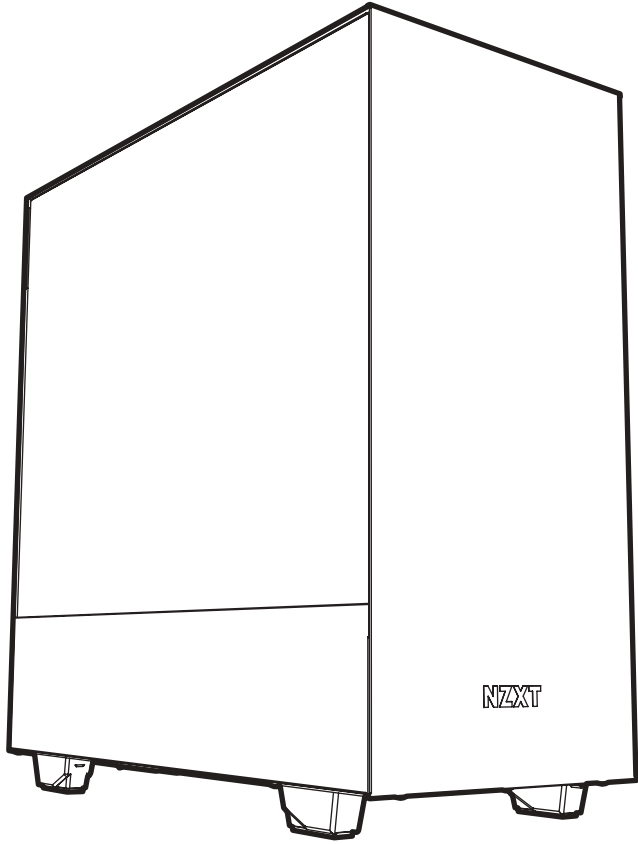
- CAJA DE ACCESORIOS  
BOITE D'ACCESSOIRES  
ZUBEHÖRSET  
SCATOLA DEGLI ACCESSORI  
CAIXA DE ACCESÓRIOS  
КОБОЦКА С ПРИНАДЛЕЖНОСТЯМИ
- 악세서리 박스  
部品箱 (説明書入り)  
配件盒
- A.** Tornillo hexagonal 6-32 x 6 mm
  - B.** Tornillo 6-32 x 5 mm
  - C.** Tornillo M3 x 5 mm
  - D.** Tornillo K85 x 10 mm
  - E.** Separador 6-32 x 6.5 + 4 mm
  - F.** Llave para separadores
  - G.** Banda para cables
  - H.** Cable multicorridor
  - I.** Divisor del conector de audio de 3.5 mm para dos puertos de audio de 3.5 mm y 3 pines

- CAJA DE ACCESORIOS  
BOITE D'ACCESSOIRES  
ZUBEHÖRSET  
SCATOLA DEGLI ACCESSORI  
CAIXA DE ACCESÓRIOS  
КОБОЦКА С ПРИНАДЛЕЖНОСТЯМИ
- 악세서리 박스  
部品箱 (説明書入り)  
配件盒
- A.** Vis hexagonal 6-32 x 6 mm
  - B.** Vis 6-32 x 5 mm
  - C.** Vis M3 x 5 mm
  - D.** Vis K85 x 10 mm
  - E.** Căi pentru separatoare
  - F.** Cheie pentru separator
  - G.** Bandă de cablu
  - H.** Cablu multi conexiuni
  - I.** Repartizor audio jack 3.5 mm pentru fiecare

- CAJA DE ACCESORIOS  
BOITE D'ACCESSOIRES  
ZUBEHÖRSET  
SCATOLA DEGLI ACCESSORI  
CAIXA DE ACCESÓRIOS  
КОБОЦКА С ПРИНАДЛЕЖНОСТЯМИ
- 악세서리 박스  
部品箱 (説明書入り)  
配件盒
- A.** Vis hexagonal 6-32 x 6 mm
  - B.** Vis 6-32 x 5 mm
  - C.** Vis M3 x 5 mm
  - D.** Vis K85 x 10 mm
  - E.** Căi pentru separatoare
  - F.** Cheie pentru separator
  - G.** Bandă de cablu
  - H.** Cablu multi conexiuni
  - I.** Repartizor audio jack 3.5 mm pentru fiecare

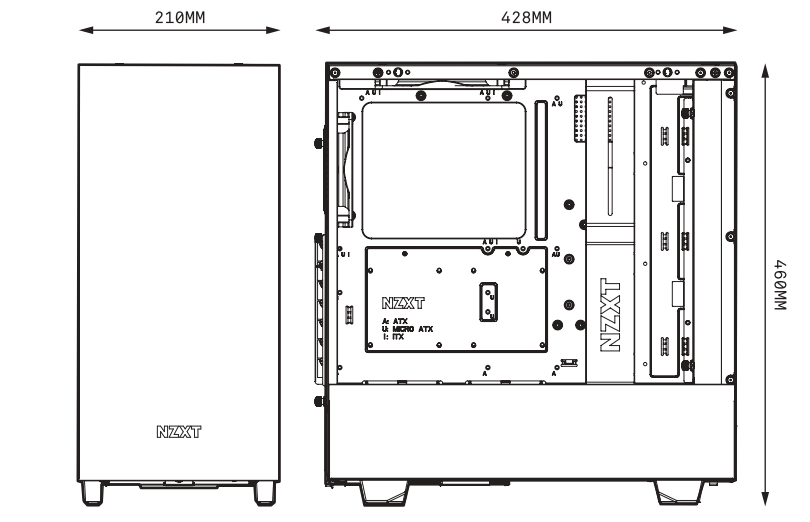
- CAJA DE ACCESORIOS  
BOITE D'ACCESSOIRES  
ZUBEHÖRSET  
SCATOLA DEGLI ACCESSORI  
CAIXA DE ACCESÓRIOS  
КОБОЦКА С ПРИНАДЛЕЖНОСТЯМИ
- 악세서리 박스  
部品箱 (説明書入り)  
配件盒
- A.** Vis hexagonal 6-32 x 6 mm
  - B.** Vis 6-32 x 5 mm
  - C.** Vis M3 x 5 mm
  - D.** Vis K85 x 10 mm
  - E.** Căi pentru separatoare
  - F.** Cheie pentru separator
  - G.** Bandă de cablu
  - H.** Cablu multi conexiuni
  - I.** Repartizor audio jack 3.5 mm pentru fiecare

- CAJA DE ACCESORIOS  
BOITE D'ACCESSOIRES  
ZUBEHÖRSET  
SCATOLA DEGLI ACCESSORI  
CAIXA DE ACCESÓRIOS  
КОБОЦКА С ПРИНАДЛЕЖНОСТЯМИ
- 악세서리 박스  
部品箱 (説明書入り)  
配件盒
- A.** Vis hexagonal 6-32 x 6 mm
  - B.** Vis 6-32 x 5 mm
  - C.** Vis M3 x 5 mm
  - D.** Vis K85 x 10 mm
  - E.** Căi pentru separatoare
  - F.** Cheie pentru separator
  - G.** Bandă de cablu
  - H.** Cablu multi conexiuni
  - I.** Repartizor audio jack 3.5 mm pentru fiecare



### CLEARANCES AND SPECIFICATIONS

MEDIDAS Y ESPECIFICACIONES DIMENSIONI E SPECIFICHE DIMENSIONS E SPECIFICACIONES ТЕХНИЧЕСКИЕ ХАРАКТЕРИСТИКИ И ЗАОРМ	POWERED BY NZXT CAM	ПОДДЕРЖКА МАТЕРИАЛЬНЫХ ПЛАТ DIMENSIONI E SPECIFICACIONES ТЕХНИЧЕСКИЕ ХАРАКТЕРИСТИКИ И ЗАОРМ
Motherboard Support	ATX, Micro-ATX, Mini-ITX	Поддержка материнских плат
2.5" SSD Support	2+1	2.5" SSD 지원
3.5" HDD Support	2+1	3.5" HDD 지원
Expansion Slots	7	확장 슬롯
GPU Clearance	Up to 381mm	GPU 길이
Cable Management	19-23mm	CPU 쿨러
CPU Cooler Clearance	165mm	쿨링 라디에이터
Front Radiator	60mm	전면 방열판
Placa base admitida	ATX, Micro-ATX, Mini-ITX	지원되는 메인보드
Unidad de estado sólido de 2.5"	2+1	2.5" SSD
Unidad de disco duro de 3.5"	2+1	3.5" HDD
Ranuras de expansión	7	확장 슬롯
Distancia de seguridad para GPU	Hasta 381 mm	GPU 길이
Administración de los cables	19-23mm	CPU 쿨러
Disipador de la CPU	165mm	쿨링 라디에이터
Radiator frontal	60mm	전면 방열판
Cartes mère prises en charge	ATX, Micro-ATX, Mini-ITX	지원되는 메인보드
SSD 2.5"	2+1	2.5" SSD
Disques durs 3.5"	2+1	3.5" HDD
Baies d'extension	7	확장 슬롯
Longueur de sécurité alla GPU	Jusqu'à 381 mm	GPU 길이
Gestion du câblage	19-23mm	CPU 쿨러
Radiateur du processeur	165mm	쿨링 라디에이터
Radiateur avant	60mm	전면 방열판
Motherboard-Unterstützung	ATX, Micro-ATX, Mini-ITX	지원되는 메인보드
2.5-Zoll-SSD	2+1	2.5" SSD
3,5-Zoll-Festplatte	2+1	3.5" HDD
Erweiterungsteckplätze	7	확장 슬롯
GPU-Abstand	Bis zu 381mm	GPU 길이
Kabelverwaltung	19-23mm	CPU 쿨러
CPU-Kühler	165mm	쿨링 라디에이터
Vorderer Kühlerkörper	60mm	전면 방열판
Schema madre supportata	ATX, Micro-ATX, Mini-ITX	지원되는 메인보드
SSD 2.5"	2+1	2.5" SSD
HDD 3.5"	2+1	3.5" HDD
Alloggi d'espansione	7	확장 슬롯
Spaziatura di sicurezza alla GPU	Fino a 381 mm	GPU 길이
Gestione dei cavi	19-23mm	CPU 쿨러
Dispensore di calore CPU	165mm	쿨링 라디에이터
Radiatore frontale	60mm	전면 방열판
Placa-principais suportadas	ATX, Micro-ATX, Mini-ITX	지원되는 메인보드
SSD de 2.5"	2+1	2.5" SSD
HDD de 3.5"	2+1	3.5" HDD
Ranuras de expansão	7	확장 슬롯
Distância de segurança para GPU	Até 381 mm	GPU 길이
Gestão de cabos	19-23mm	CPU 쿨러
Disipador de CPU	165mm	쿨링 라디에이터
Radiator frontal	60mm	전면 방열판



### SMART DEVICE V2 (H510i)

- DISPOSITIVO INTELLIGENTE V2  
APPAREIL INTELLIGENT V2  
SMART DEVICE V2  
DISPOSITIVO INTELLIGENTE V2  
ИНТЕЛЛЕКТУАЛЬНОЕ УСТРОЙСТВО V2
- 스마트 장치 V2  
스마트デバイスV2  
智能设备 V2  
智慧裝置 V2
- LED CONNECTOR
- CAJA DE ACCESORIOS  
BOITE D'ACCESSOIRES  
ZUBEHÖRSET  
SCATOLA DEGLI ACCESSORI  
CAIXA DE ACCESÓRIOS  
КОБОЦКА С ПРИНАДЛЕЖНОСТЯМИ
- 악세서리 박스  
部品箱 (説明書入り)  
配件盒
- A.** 六角ネジ 6-32 x 6mm
  - B.** ねじ 6-32 x 5mm
  - C.** 六角ネジ M3 x 5mm
  - D.** ねじ K85 x 10mm
  - E.** 六角ネジ 6-32 x 6.5+4mm
  - F.** 六角ネジ M3 x 5mm
  - G.** 六角ネジ M3 x 5mm
  - H.** 六角ネジ K85 x 10mm
  - I.** 六角ネジ 6-32 x 6.5+4mm
  - J.** 六角ネジ M3 x 5mm
  - K.** 六角ネジ K85 x 10mm
  - L.** 六角ネジ 6-32 x 6.5+4mm
  - M.** 六角ネジ M3 x 5mm
  - N.** 六角ネジ K85 x 10mm
  - O.** 六角ネジ 6-32 x 6.5+4mm
  - P.** 六角ネジ M3 x 5mm
  - Q.** 六角ネジ K85 x 10mm
  - R.** 六角ネジ 6-32 x 6.5+4mm
  - S.** 六角ネジ M3 x 5mm
  - T.** 六角ネジ K85 x 10mm
  - U.** 六角ネジ 6-32 x 6.5+4mm
  - V.** 六角ネジ M3 x 5mm
  - W.** 六角ネジ K85 x 10mm
  - X.** 六角ネジ 6-32 x 6.5+4mm
  - Y.** 六角ネジ M3 x 5mm
  - Z.** 六角ネジ K85 x 10mm

- DISPOSITIVO INTELLIGENTE V2  
APPAREIL INTELLIGENT V2  
SMART DEVICE V2  
DISPOSITIVO INTELLIGENTE V2  
ИНТЕЛЛЕКТУАЛЬНОЕ УСТРОЙСТВО V2
- 스마트 장치 V2  
스마트デバイスV2  
智能设备 V2  
智慧裝置 V2
- LED CONNECTOR
- CAJA DE ACCESORIOS  
BOITE D'ACCESSOIRES  
ZUBEHÖRSET  
SCATOLA DEGLI ACCESSORI  
CAIXA DE ACCESÓRIOS  
КОБОЦКА С ПРИНАДЛЕЖНОСТЯМИ
- 악세서리 박스  
部品箱 (説明書入り)  
配件盒
- A.** 六角ネジ 6-32 x 6mm
  - B.** ねじ 6-32 x 5mm
  - C.** 六角ネジ M3 x 5mm
  - D.** ねじ K85 x 10mm
  - E.** 六角ネジ 6-32 x 6.5+4mm
  - F.** 六角ネジ M3 x 5mm
  - G.** 六角ネジ M3 x 5mm
  - H.** 六角ネジ K85 x 10mm
  - I.** 六角ネジ 6-32 x 6.5+4mm
  - J.** 六角ネジ M3 x 5mm
  - K.** 六角ネジ K85 x 10mm
  - L.** 六角ネジ 6-32 x 6.5+4mm
  - M.** 六角ネジ M3 x 5mm
  - N.** 六角ネジ K85 x 10mm
  - O.** 六角ネジ 6-32 x 6.5+4mm
  - P.** 六角ネジ M3 x 5mm
  - Q.** 六角ネジ K85 x 10mm
  - R.** 六角ネジ 6-32 x 6.5+4mm
  - S.** 六角ネジ M3 x 5mm
  - T.** 六角ネジ K85 x 10mm
  - U.** 六角ネジ 6-32 x 6.5+4mm
  - V.** 六角ネジ M3 x 5mm
  - W.** 六角ネジ K85 x 10mm
  - X.** 六角ネジ 6-32 x 6.5+4mm
  - Y.** 六角ネジ M3 x 5mm
  - Z.** 六角ネジ K85 x 10mm

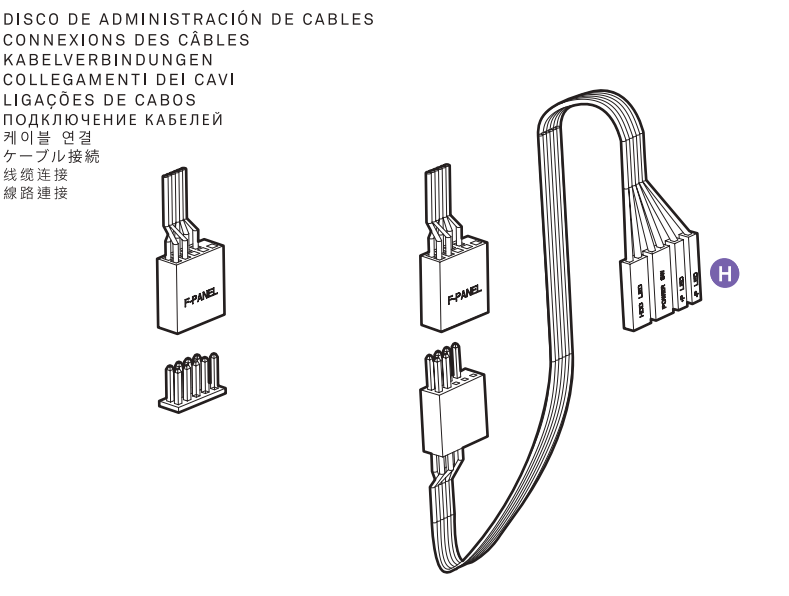
- DISPOSITIVO INTELLIGENTE V2  
APPAREIL INTELLIGENT V2  
SMART DEVICE V2  
DISPOSITIVO INTELLIGENTE V2  
ИНТЕЛЛЕКТУАЛЬНОЕ УСТРОЙСТВО V2
- 스마트 장치 V2  
스마트デバイスV2  
智能设备 V2  
智慧裝置 V2
- LED CONNECTOR
- CAJA DE ACCESORIOS  
BOITE D'ACCESSOIRES  
ZUBEHÖRSET  
SCATOLA DEGLI ACCESSORI  
CAIXA DE ACCESÓRIOS  
КОБОЦКА С ПРИНАДЛЕЖНОСТЯМИ
- 악세서리 박스  
部品箱 (説明書入り)  
配件盒
- A.** 六角ネジ 6-32 x 6mm
  - B.** ねじ 6-32 x 5mm
  - C.** 六角ネジ M3 x 5mm
  - D.** ねじ K85 x 10mm
  - E.** 六角ネジ 6-32 x 6.5+4mm
  - F.** 六角ネジ M3 x 5mm
  - G.** 六角ネジ M3 x 5mm
  - H.** 六角ネジ K85 x 10mm
  - I.** 六角ネジ 6-32 x 6.5+4mm
  - J.** 六角ネジ M3 x 5mm
  - K.** 六角ネジ K85 x 10mm
  - L.** 六角ネジ 6-32 x 6.5+4mm
  - M.** 六角ネジ M3 x 5mm
  - N.** 六角ネジ K85 x 10mm
  - O.** 六角ネジ 6-32 x 6.5+4mm
  - P.** 六角ネジ M3 x 5mm
  - Q.** 六角ネジ K85 x 10mm
  - R.** 六角ネジ 6-32 x 6.5+4mm
  - S.** 六角ネジ M3 x 5mm
  - T.** 六角ネジ K85 x 10mm
  - U.** 六角ネジ 6-32 x 6.5+4mm
  - V.** 六角ネジ M3 x 5mm
  - W.** 六角ネジ K85 x 10mm
  - X.** 六角ネジ 6-32 x 6.5+4mm
  - Y.** 六角ネジ M3 x 5mm
  - Z.** 六角ネジ K85 x 10mm

CAJA DE ACCESORIOS  
BOITE D'ACCESSOIRES  
ZUBEHÖRSET  
SCATOLA DEGLI ACCESSORI  
CAIXA DE ACCESÓRIOS  
КОБОЦКА С ПРИНАДЛЕЖНОСТЯМИ


악세서리 박스  
部品箱 (説明書入り)  
配件盒

- A.** 六角ネジ 6-32 x 6mm
- B.** ねじ 6-32 x 5mm
- C.** 六角ネジ M3 x 5mm
- D.** ねじ K85 x 10mm
- E.** 六角ネジ 6-32 x 6.5+4mm
- F.** 六角ネジ M3 x 5mm
- G.** 六角ネジ M3 x 5mm
- H.** 六角ネジ K85 x 10mm
- I.** 六角ネジ 6-32 x 6.5+4mm
- J.** 六角ネジ M3 x 5mm
- K.** 六角ネジ K85 x 10mm
- L.** 六角ネジ 6-32 x 6.5+4mm
- M.** 六角ネジ M3 x 5mm
- N.** 六角ネジ K85 x 10mm
- O.** 六角ネジ 6-32 x 6.5+4mm
- P.** 六角ネジ M3 x 5mm
- Q.** 六角ネジ K85 x 10mm
- R.** 六角ネジ 6-32 x 6.5+4mm
- S.** 六角ネジ M3 x 5mm
- T.** 六角ネジ K85 x 10mm
- U.** 六角ネジ 6-32 x 6.5+4mm
- V.** 六角ネジ M3 x 5mm
- W.** 六角ネジ K85 x 10mm
- X.** 六角ネジ 6-32 x 6.5+4mm
- Y.** 六角ネジ M3 x 5mm
- Z.** 六角ネジ K85 x 10mm

## CABLE CONNECTIONS



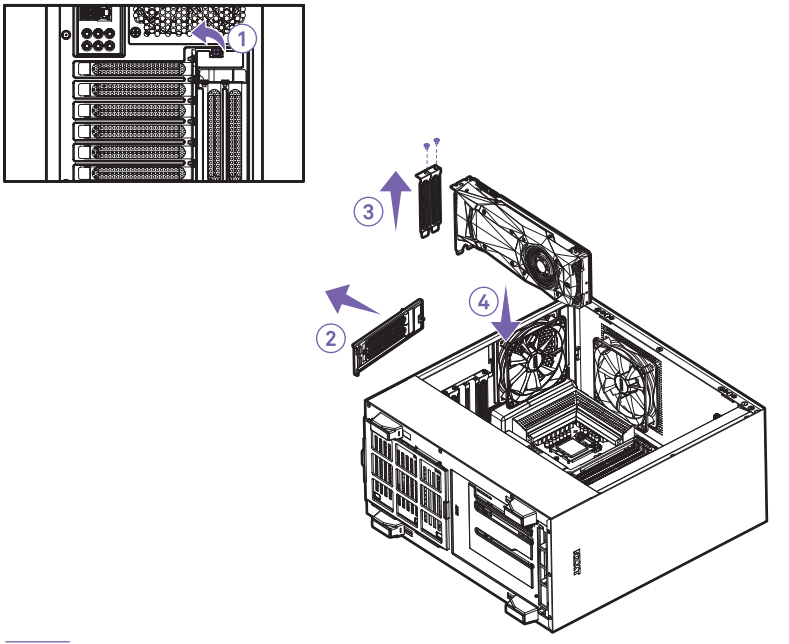
FOR INTEL STANDARD F\_PANEL HEADER USE FOR NON-INTEL STANDARD F\_PANEL HEADER USE



## EXPANSION CARD INSTALLATION

INSTALLACIÓN DE LA TARJETA DE EXPANSIÓN
INSTALLATION DE LA CARTE D'EXTENSION
INSTALLATION DER ERWEITERUNGSKARTE
INSTALLAZIONE DELLA SCHEDA D'ESPANSIONE
INSTALAÇÃO DA PLACA DE EXPANSÃO
УСТАНОВКА ПЛАТЫ РАСШИРЕНИЯ
扩充卡安装
擴充卡安裝

UNSCREW THE THUMB SCREW

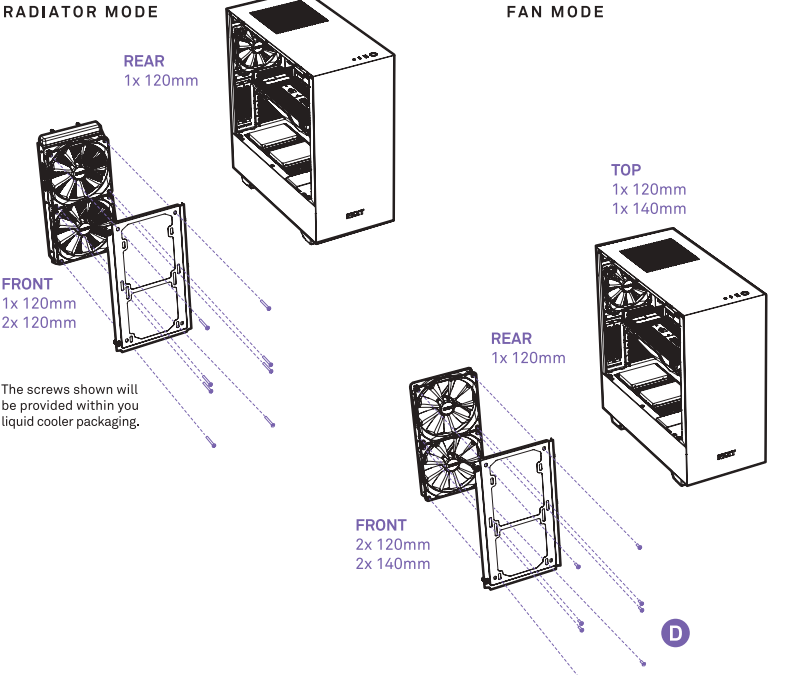


HORIZONTAL GPU MOUNT

## FAN AND RADIATOR SUPPORT

COMPATIBILIDAD DE VENTILADORES Y RADIADORES
PRISE EN CHARGE DES RADIATEURS ET VENTILATEURS
LÜFTER- UND KÜHLER-UNTERSTÜTZUNG
SUPPORTO VENTOLE E RADIATORE
SOPORTE PARA VENTONHA E A RADIADOR
СОВМЕСТИМЫЕ РАДИАТОР И ВЕНТИЛЯТОР
팬 및 라디에이터 지원
対応ファンおよびラジエータ
風扇和散热器支持
風扇和散热器安裝

RADIATOR MODE FAN MODE



## BUTTONS AND I/O

BOTONES Y E/S
BOUTTONS ET E/S
TASTEN UND E/A
PULSANTI E I/O
BOTÕES E E/S
КНОПКИ И РАЗЪЕМЫ ВВОДА/ВЫВОДА
버튼 및 I/O
ボタンおよび I/O
按钮和 I/O
按鍵和 I/O

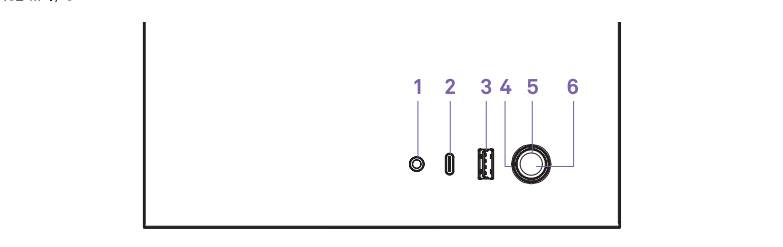
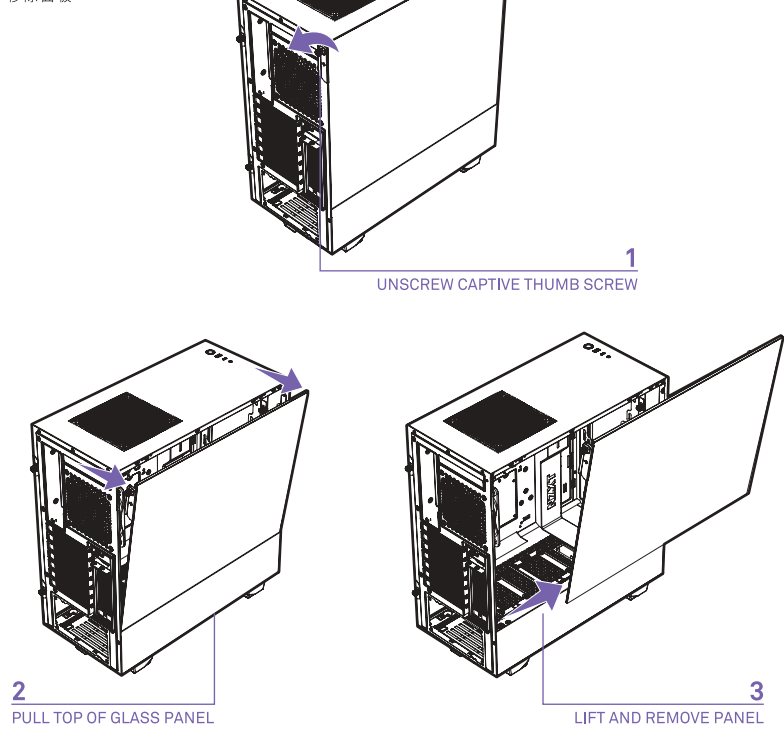


Table with 3 columns listing button and I/O functions in multiple languages, such as HD Audio Output, USB 3.1 Gen2 Type-C, HDD LED, Power LED, and Power switch.

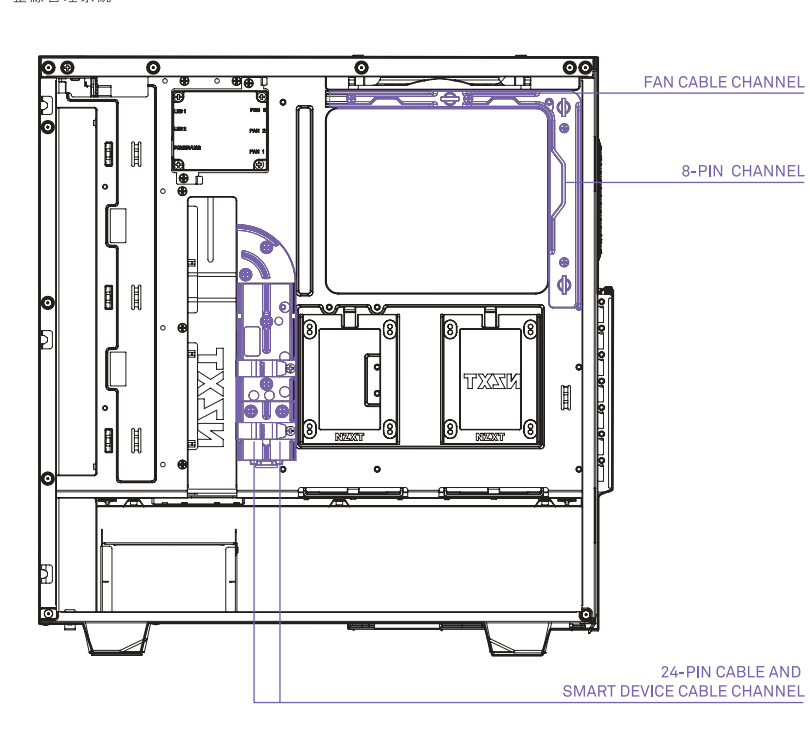
## PANEL REMOVAL

EXTRACCIÓN DE PANEL
RETRAIT DU PANNEAU
BLLENDE ENTFERNEN
RIMOZIONE DEL PANNELLO
REMOÇÃO DOS PAINÉIS
СНЯТИЕ ПАНЕЛИ
面板 拆卸
パネルの取り外し
卸下面板
移除面板



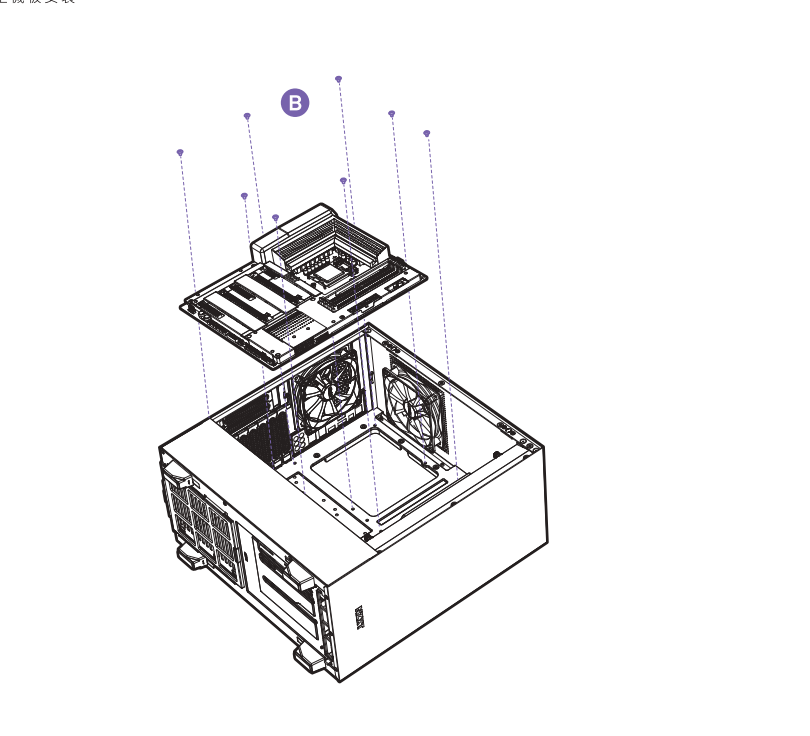
## CABLE MANAGEMENT SYSTEM

SISTEMA DE GESTIÓN DE CABLES
SYSTÈME DE CABLAGE
KABELMANAGEMENTSYSTEM
SISTEMA DI GESTIONE DEI CAVI
SISTEMA DE GERENCIAMENTO DE CABOS
СИСТЕМА ПРОКЛАДКИ КАБЕЛЕЙ
케이블 관리 시스템
ケーブルマネジメントシステム
理線管理系統
配線管理系統



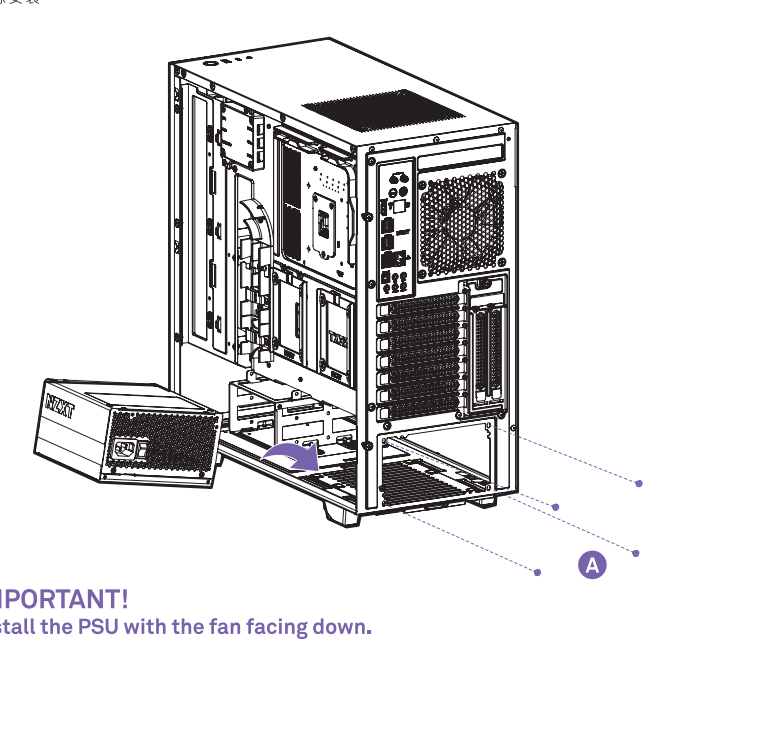
## MOTHERBOARD INSTALLATION

INSTALACIÓN DE LA PLACA BASE
INSTALLATION DE LA CARTE MÈRE
INSTALLATION DER HAUPTPLATINE
INSTALLAZIONE DELLA SCHEDA MADRE
INSTALAÇÃO DA PLACA PRINCIPAL
УСТАНОВКА СИСТЕМНОЙ ПЛАТЫ
메인보드 설치
マザーボードの装着
主板安裝
主機板安裝



## POWER SUPPLY INSTALLATION

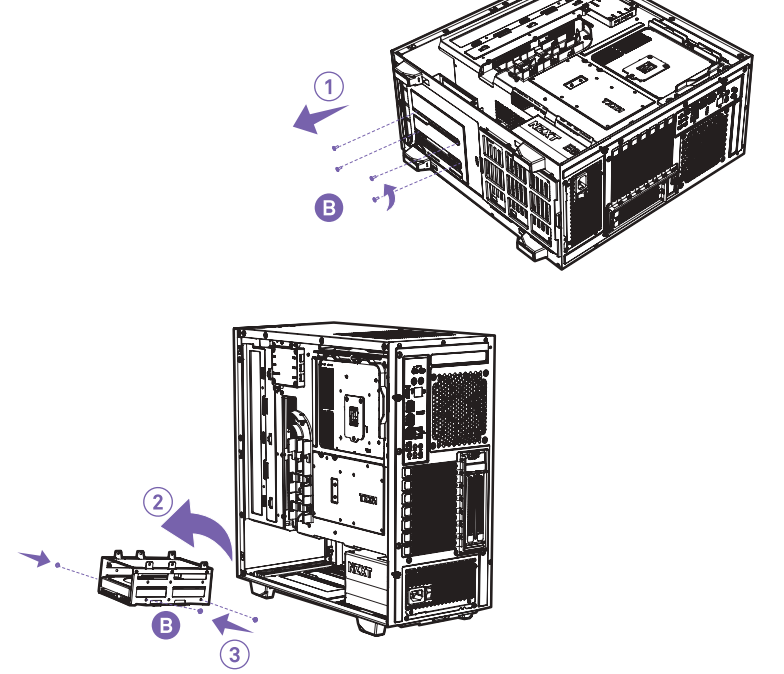
INSTALACIÓN DE LA FUENTE DE ALIMENTACIÓN
INSTALLATION DE L'ALIMENTATION
INSTALLATION DER STROMVERSORGUNG
INSTALLAZIONE DELL'ALIMENTATORE
INSTALAÇÃO DA FONTE DE ALIMENTAÇÃO
УСТАНОВКА ИСТОЧНИКА ПИТАНИЯ
전원 공급 장치 설치
電源の装着
電源安裝
電源安裝



IMPORTANT! Install the PSU with the fan facing down.

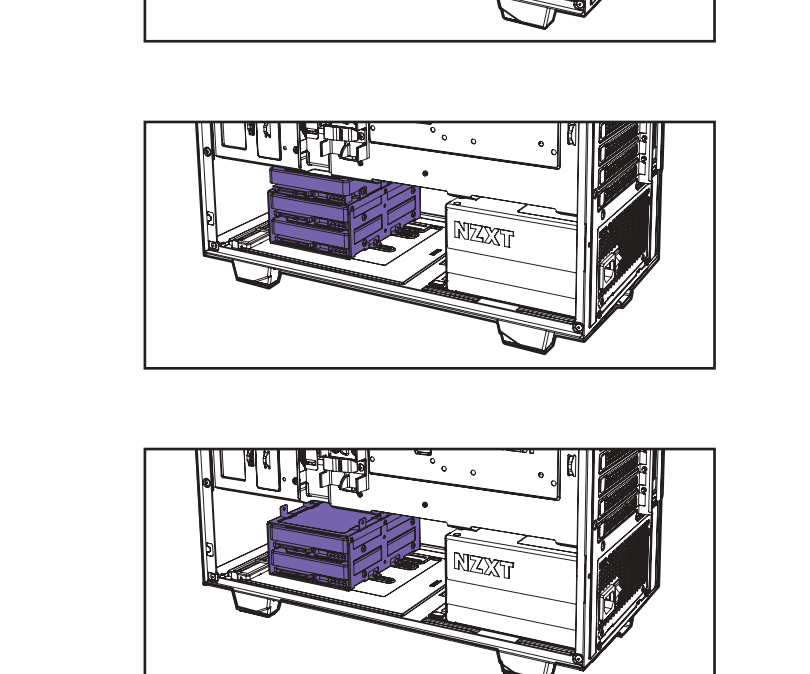
## HDD DRIVE INSTALLATION

INSTALLACIÓN DE LA UNIDAD DE DISCO DURO
INSTALLATION DE LECTEUR HDD
HDD-LAUFWERKSINSTALLATION
INSTALLAZIONE DELL'UNITÀ HDD
INSTALAÇÃO DA PLACA DE EXPANSÃO
УСТАНОВКА ЖЕСТКОГО ДИСКА
HDD 드라이브 설치
HDD 裝載
HDD 驱动器安裝
硬碟安裝



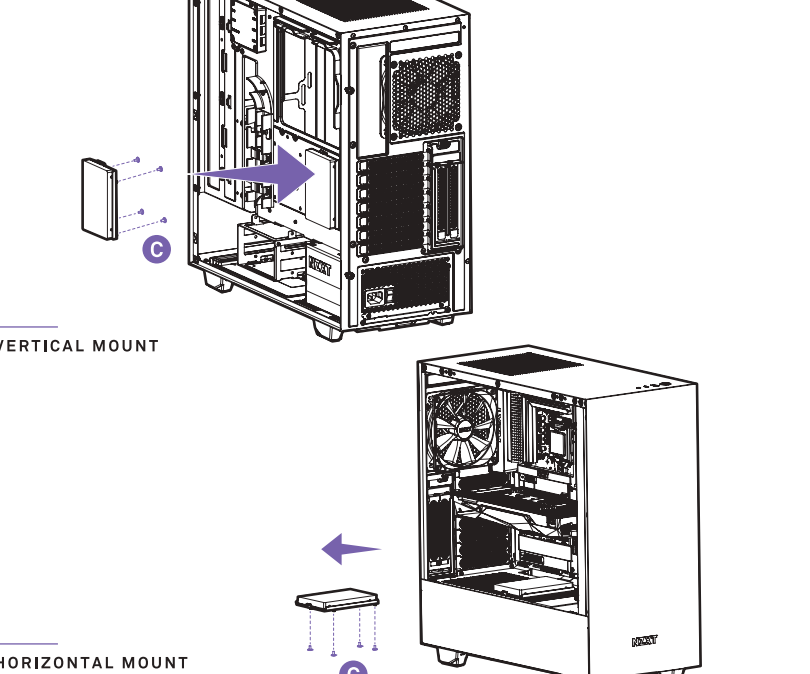
## SSD DRIVE INSTALLATION

INSTALLACIÓN DE LA UNIDAD DE DISCO DE ESTADO SÓLIDO
INSTALLATION DU DISQUE SSD
SSD-LAUFWERKSINSTALLATION
INSTALLAZIONE DELL'UNITÀ SSD
INSTALAÇÃO DA PLACA DE EXPANSÃO
УСТАНОВКА ТВЕРДОТВОРНОГО НАКОПИТЕЛЯ
SSD 드라이브 보조 장치
SSD 裝載
SSD 固态硬盘安裝
SSD 安裝



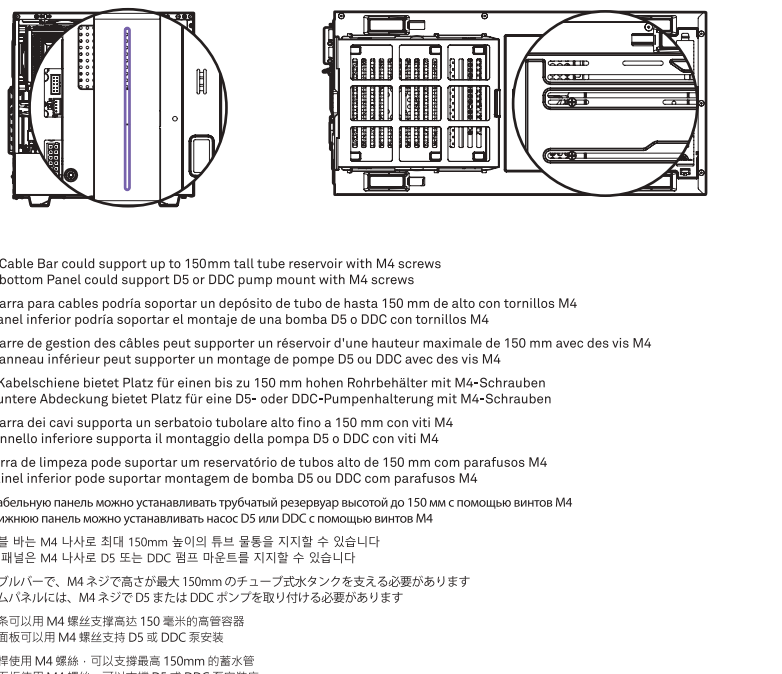
## DIY LIQUID COOLER SUPPORT

HAZLO TÚ MISMO: SOPORTE PARA REFRIGERADOR LÍQUIDO
FAIT-LE VOUS-MÊME: SOUTIEN À L'ASSEMBLER VOUS-MÊME
WASSERKÜHLUNG MARKE EIGENBAU
SUPPORTO PER DISSIPATORE A LIQUIDO FAI-DA-TE
SOPORTE A REFRIGERADOR LÍQUIDA DIY
ПОДДЕРЖКА САМОСТОЯТЕЛЬНОЙ СБОРКИ ЖИДКОСТНОЙ СИСТЕМЫ ОХЛАЖДЕНИЯ
DIY 수냉식 쿨러 지원
水冷クーラー支持部の DIY
液体冷却器支持
DIY 水冷支援



## VERTICAL GPU MOUNT

UNSCREW THE THUMB SCREW



## 限用物质及元素列表/限用物質及元素清單

Product name: PC Case - H Series

Table listing restricted substances and elements for the PC Case - H Series, including PCB components, connectors, and materials.

本表係依照SJ/T 11364的規定編制。
C:表示該物質在該部件材料中的含量均在GB/T 26572規定的限量要求下。
X:表示該物質在該部件的某一均質材料中的含量超出GB/T 26572規定的限量要求。

Table listing restricted substances and elements for the PC Case - H Series, including PCB components, connectors, and materials.

## REGULATIONS

FC CE RoHS

This personal computer case with the smart device is tested to comply with FCC standard, Australian standard and EMC Directive (2014/53/EU).

This Class B Personal computer case with smart device complies with Canadian ICES-003 (2014/53/EU).

This Class B Personal computer case with smart device complies with CE mark (EN 55022).

This Class B Personal computer case with smart device complies with CE mark (EN 55024).

This Class B Personal computer case with smart device complies with CE mark (EN 60950).

This Class B Personal computer case with smart device complies with CE mark (EN 60950).

This Class B Personal computer case with smart device complies with CE mark (EN 60950).

This Class B Personal computer case with smart device complies with CE mark (EN 60950).

This Class B Personal computer case with smart device complies with CE mark (EN 60950).

This Class B Personal computer case with smart device complies with CE mark (EN 60950).

This Class B Personal computer case with smart device complies with CE mark (EN 60950).

This Class B Personal computer case with smart device complies with CE mark (EN 60950).

This Class B Personal computer case with smart device complies with CE mark (EN 60950).

This Class B Personal computer case with smart device complies with CE mark (EN 60950).

IV. EXCLUSION OF DAMAGES (DISCLAIMER)
NZXT's sole obligation and liability under this warranty is limited to the repair or replacement of a defective product with either a new or refurbished product with a similar function that is equal or greater in value at our option.

V. LIMITATIONS OF IMPLIED WARRANTIES
There are no other warranties, expressed or implied, including but not limited to those of merchantability or fitness for a particular purpose.

VI. TO OBTAIN TECHNICAL SUPPORT
If you have already referenced your product owner's manual and still need help, you may contact us by phone at +1 (800) 228-9395.

VII. HOW TO OBTAIN A WARRANTY SERVICE FROM NZXT
To receive a warranty service for your product when purchased directly from NZXT, you must submit a request via the NZXT Support site outlining the problem.

VIII. APPLICABLE LAW AND ADDITIONAL LEGAL RIGHTS FOR CONSUMERS
This warranty gives you specific legal rights. These conditions are governed and construed in accordance with the laws of California.

IX. WARRANTY SERVICE FROM RESELLERS
In the event that a warranty service is sought, you must provide proof of purchase (store receipt or invoice) in order to receive the service and if deemed necessary, repair or replacement product.

North America: Within the first 60 days after purchase, please return your product (or for power supplies installed within our enclosures, just the failed power supply) to your dealer or reseller for a replacement.

Europe: Within the first year after purchase, please return your product (or for power supplies installed within our enclosures, just the failed power supply) to your dealer or reseller for a replacement.

Australia: Within the first two years after purchase, please return your product (or for power supplies installed within our enclosures, just the failed power supply) to your dealer or reseller for a replacement.

Outside North America, Europe, and Australasia: If your product needs to be returned within the warranty period, please contact the retailer or distributor from whom you purchased the product.

X. NZXT.COM STORE RETURNS/EXCHANGE POLICY
Eligible products under this NZXT Warranty qualify for a full refund or exchange only with an authorized RMA number and if the item is returned to the NZXT.com Store inventory within 30 days of purchase.

Vertical Mount: The cost of shipping will be borne at the first instance by you; however, if the purchased item is defective, NZXT will reimburse reasonable postage or transportation of costs.

Horizontal Mount: The cost of shipping will be borne at the first instance by you; however, if the purchased item is defective, NZXT will reimburse reasonable postage or transportation of costs.

Horizontal Mount: The cost of shipping will be borne at the first instance by you; however, if the purchased item is defective, NZXT will reimburse reasonable postage or transportation of costs.

Horizontal Mount: The cost of shipping will be borne at the first instance by you; however, if the purchased item is defective, NZXT will reimburse reasonable postage or transportation of costs.

Horizontal Mount: The cost of shipping will be borne at the first instance by you; however, if the purchased item is defective, NZXT will reimburse reasonable postage or transportation of costs.

Horizontal Mount: The cost of shipping will be borne at the first instance by you; however, if the purchased item is defective, NZXT will reimburse reasonable postage or transportation of costs.

Horizontal Mount: The cost of shipping will be borne at the first instance by you; however, if the purchased item is defective, NZXT will reimburse reasonable postage or transportation of costs.

Horizontal Mount: The cost of shipping will be borne at the first instance by you; however, if the purchased item is defective, NZXT will reimburse reasonable postage or transportation of costs.

Horizontal Mount: The cost of shipping will be borne at the first instance by you; however, if the purchased item is defective, NZXT will reimburse reasonable postage or transportation of costs.

Horizontal Mount: The cost of shipping will be borne at the first instance by you; however, if the purchased item is defective, NZXT will reimburse reasonable postage or transportation of costs.

Horizontal Mount: The cost of shipping will be borne at the first instance by you; however, if the purchased item is defective, NZXT will reimburse reasonable postage or transportation of costs.

Assistenza e servizio
In caso di dubbi o problemi con il prodotto NZXT acquistato, non esitate a contattarci utilizzando il nostro sistema di assistenza.

Assistenza e manutenção
Caso tenha questões ou problemas com o produto NZXT adquirido, não hesite em contactar-nos através do endereço service@nzxt.com

Служба поддержки и обслуживания
В случае возникновения вопросов или неясностей в приобретенных вами продуктах NZXT обращайтесь по адресу service@nzxt.com

지원 및 서비스
구입한 NZXT 제품과 관련해 질문 또는 문제가 있을 경우, 당사의 지원 시스템(service@nzxt.com)을 사용하여 문의하십시오.

サポートおよびサービス
購入されましたNZXTの製品に関するご質問または問題は、お問い合わせの履歴を添えて、ご連絡ください。

Support and service
If you have any questions or problems with the NZXT product you purchased, please don't hesitate to contact us using our support system.

Assistenza e servizio
In caso di dubbi o problemi con il prodotto NZXT acquistato, non esitate a contattarci utilizzando il nostro sistema di assistenza.

Assistenza e manutenção
Caso tenha questões ou problemas com o produto NZXT adquirido, não hesite em contactar-nos através do endereço service@nzxt.com

Служба поддержки и обслуживания
В случае возникновения вопросов или неясностей в приобретенных вами продуктах NZXT обращайтесь по адресу service@nzxt.com

지원 및 서비스
구입한 NZXT 제품과 관련해 질문 또는 문제가 있을 경우, 당사의 지원 시스템(service@nzxt.com)을 사용하여 문의하십시오.

サポートおよびサービス
購入されましたNZXTの製品に関するご質問または問題は、お問い合わせの履歴を添えて、ご連絡ください。

Support and service
If you have any questions or problems with the NZXT product you purchased, please don't hesitate to contact us using our support system.

Assistenza e servizio
In caso di dubbi o problemi con il prodotto NZXT acquistato, non esitate a contattarci utilizzando il nostro sistema di assistenza.

Assistenza e manutenção
Caso tenha questões ou problemas com o produto NZXT adquirido, não hesite em contactar-nos através do endereço service@nzxt.com

Служба поддержки и обслуживания
В случае возникновения вопросов или неясностей в приобретенных вами продуктах NZXT обращайтесь по адресу service@nzxt.com

지원 및 서비스
구입한 NZXT 제품과 관련해 질문 또는 문제가 있을 경우, 당사의 지원 시스템(service@nzxt.com)을 사용하여 문의하십시오.

サポートおよびサービス
購入されましたNZXTの製品に関するご質問または問題は、お問い合わせの履歴を添えて、ご連絡ください。

Ovaj dokument je originalno proizveden i objavljen od strane proizvođača, brenda NZXT, i preuzet je sa njihove zvanične stranice. S obzirom na ovu činjenicu, Tehnoteka ističe da ne preuzima odgovornost za tačnost, celovitost ili pouzdanost informacija, podataka, mišljenja, saveta ili izjava sadržanih u ovom dokumentu.

Napominjemo da Tehnoteka nema ovlašćenje da izvrši bilo kakve izmene ili dopune na ovom dokumentu, stoga nismo odgovorni za eventualne greške, propuste ili netačnosti koje se mogu naći unutar njega. Tehnoteka ne odgovara za štetu nanесenu korisnicima pri upotrebi netačnih podataka. Ukoliko imate dodatna pitanja o proizvodu, ljubazno vas molimo da kontaktirate direktno proizvođača kako biste dobili sve detaljne informacije.

Za najnovije informacije o ceni, dostupnim akcijama i tehničkim karakteristikama proizvoda koji se pominje u ovom dokumentu, molimo posetite našu stranicu klikom na sledeći link:

<https://tehnoteka.rs/p/nzxt-kuciste-h510i-ca-h510i-br-akcija-cena/>