

## Uputstvo za upotrebu (EN)

ZEPTER nosivi prečišćivač vazduha Myion / Silver



Tehnoteka je online destinacija za upoređivanje cena i karakteristika bele tehnike, potrošačke elektronike i IT uređaja kod trgovinskih lanaca i internet prodavnica u Srbiji. Naša stranica vam omogućava da istražite najnovije informacije, detaljne karakteristike i konkurentne cene proizvoda.

Posetite nas i uživajte u ekskluzivnom iskustvu pametne kupovine klikom na link:

<https://tehnoteka.rs/p/zepter-nosivi-preciscivac-vazduha-myion-silver-akcija-cena/>

## Warranty

This device can only be used for the purposes it has been designed for. The manufacturer cannot be held responsible for any damage deriving from improper, incorrect or unreasonable use.

The warranty period will not be extended by the replacement of the appliance. The warranty will expire **24 months from the date of purchase**. The date of purchase is the date shown on the invoice. Evidence of original purchase is required for warranty services, so it is important to keep your sales receipt.

The warranty is only valid if:

- the device shows material or manufacturing defects
- there are no signs of breaking by the customer or the presence of non-original pieces.

The warranty does not include:

- defects caused by improper handling or insufficient maintenance and care of the appliance
- damages caused by transport, inadequate use, negligence and/or incorrect use
- damages caused by accidents such as fire, water or other external influences
- defects due to non-compliance with the applicable safety precautions and data stated on the type plate.

This guarantee does not affect the consumer's statutory rights under applicable national legislation in force, nor the customer's rights against the retailer arising from the sales/purchase agreement.

In the absence of applicable national legislation, this guarantee will be consumer's sole and exclusive legal remedy, and the manufacturer shall not be liable for any incidental or consequential damages for breach of any express or implied guarantee of this product. The liability of manufacturer is limited to and shall not exceed the purchase price of the product actually paid by the consumer.


SHOP ONLINE NOW



www.zepter.com

# Myion

## Portable Personal Air Purifier



## USER'S GUIDE

(Myion Portable Personal Air Purifier)

Myion uses advanced ionisation technology to protect you from small particles, such as dust, pollen, bacteria, mould and viruses, which are often the most hazardous to your health. Emitting a constant stream of healthy negative ions, Myion causes pollutants in the air to become negatively charged, forcing these pollutants from your personal space and creating cleaner, healthier air to breathe.

### Warnings

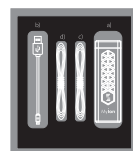
All the safety and operating instructions should be carefully read before using Myion and followed.

- Do not immerse unit in liquids or allow liquids to enter the unit.
- Do not wear while bathing or in a shower.
- Do not place or store the unit where it can fall or be pulled into a tub or sink.
- The unit should be kept away from heat sources such as direct sunlight, radiators, heat registers, stoves or other heat-producing appliances.
- Do not allow children to play with any plastic bags that accompany this unit. Plastic bags may present a hazard to young children.
- This appliance may be used by children as long as they are at least 8 years old, they are properly supervised and have received instructions as to the safe use of the appliance.
- This appliance may be used by persons with reduced physical, sensory or mental capabilities, or by persons with little or no knowledge of the appliance, as long as they are under proper supervision and have received instructions as to the safe use of the appliance.
- Do not attempt to disassemble or modify the product.
- Do not operate the product if it is not working properly, if it has been dropped into water or damaged.
- Do not operate where aerosol units are being used or where oxygen is being administered. Do not operate this unit in oxygen rich environments.
- Keep away from gas-powered stoves and ovens, and do not operate this unit in areas where flammable or combustible units or vapours may be present.

### Health precautions

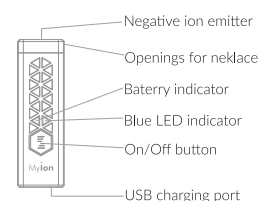
- Pacemaker patients, children under 8 years of age and people with a history of respiratory problems or heart or lung disease should consult a physician prior to using this product.

### Package content



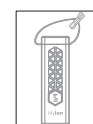
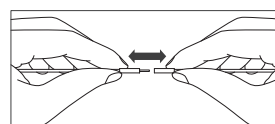
- Myion
- USB charging cable
- Fabric necklace
- PVC necklace
- Instruction for Use

### Product description



### Instruction for use

- Before first use, charge the product fully, as the battery may be empty.
- Switch Myion on by pressing On/Off button for 0.5 second. A stream of millions of negative ions is emitted from the negative ion emitter thereby creating a clean zone of healthier air within your breathing space. Blue LED indicator lights on and indicates that Myion is powered on and is cleaning air.
- To switch the device off, press the On/Off button and hold for 3 seconds.
- To attach the necklace on Myion, pull the metal pins as it is shown on the picture.



Thread the necklace through the opening and connect pins together.



**Note!** You can enjoy maximum effect of negative ions when negative ion emitter is pointed toward your face during use. You can wear Myion hanging around your neck or place it on the desk in front of you.

### Charging of Myion

- When battery indicator turns orange, it is a signal that battery level is low and the device must be charged.
- Plug the USB cable to the USB charging port and charge it (USB charger, PC, etc.)
- The battery indicator turns to green when the battery is fully charged. Charging will take about 2-3 hours.
- The product can be used during charging.
- Use charging adapter less than 2A. If use high-speed charger exceeding 2A, it may cause a fatal defect or a fire in the charging system of the device.

**Note!** If the device is not used for a long time, please charge it at least once every three months.

### Cleaning

- Switch Myion off.
- Use dry, soft cloth to clean the surface.
- Do not use harsh solvents or chemicals to clean Myion.
- Never immerse in water or clean under running water.

### Technical Specification

Product name	Myion Portable Personal Air Purifier	Effective area	Perimeter of 30 cm
Product item code	ION-01	Product dimension	W21xH66.5xD19 cm
Distributed by	Home Art and Sales Service AG, Sihlegstrasse 23, 8832 Switzerland	Weight	25 g
Country of origin	Korea	Battery	Li-Ion battery
Rated power	DC 5V, 1A	Model	70133
Charging time	2 - 3 hours	Nominal voltage	3.7V
Usage time	10 hours	Rated capacity	200 mAh/0.74 W
Rated negative ion generation	18 000 000 mil/cm <sup>3</sup>	Number of cells/batteries	one

### Disposal



At the end of the Myion lifetime, we recommend not to dispose of the appliance as ordinary waste, but to leave it with personnel qualified to collect such material. In this way, it will be properly disposed of and recycled. This is a valuable aid for safeguarding our environment!

Ovaj dokument je originalno proizveden i objavljen od strane proizvođača, brenda Zepter, i preuzet je sa njihove zvanične stranice. S obzirom na ovu činjenicu, Tehnoteka ističe da ne preuzima odgovornost za tačnost, celovitost ili pouzdanost informacija, podataka, mišljenja, saveta ili izjava sadržanih u ovom dokumentu.

Napominjemo da Tehnoteka nema ovlašćenje da izvrši bilo kakve izmene ili dopune na ovom dokumentu, stoga nismo odgovorni za eventualne greške, propuste ili netačnosti koje se mogu naći unutar njega. Tehnoteka ne odgovara za štetu nanесenu korisnicima pri upotrebi netačnih podataka. Ukoliko imate dodatna pitanja o proizvodu, ljubazno vas molimo da kontaktirate direktno proizvođača kako biste dobili sve detaljne informacije.

Za najnovije informacije o ceni, dostupnim akcijama i tehničkim karakteristikama proizvoda koji se pominje u ovom dokumentu, molimo posetite našu stranicu klikom na sledeći link:

<https://tehnoteka.rs/p/zepter-nosivi-preciscivac-vazduha-myion-silver-akcija-cena/>