

Uputstvo za upotrebu (EN)

HARMAN KARDON smart zvučnik Citation 200

harman / kardon
by HARMAN



Tehnoteka je online destinacija za upoređivanje cena i karakteristika bele tehnike, potrošačke elektronike i IT uređaja kod trgovinskih lanaca i internet prodavnica u Srbiji. Naša stranica vam omogućava da istražite najnovije informacije, detaljne karakteristike i konkurentne cene proizvoda.

Posetite nas i uživajte u ekskluzivnom iskustvu pametne kupovine klikom na link:

<https://tehnoteka.rs/p/harman-kardon-smart-zvucnik-citation-200-akcija-cena/>

CITATION 200



OWNER'S MANUAL

harman/kardon
by HARMAN



IMPORTANT SAFETY INSTRUCTIONS

Verify Line Voltage Before Use

The Citation speaker has been designed for use with 100-240 volt, 50/60 Hz AC current. Connection to a line voltage other than that for which your product is intended can create a safety and fire hazard and may damage the unit. If you have any questions about the voltage requirements for your specific model or about the line voltage in your area, contact your selling dealer before plugging the unit into a wall outlet.

Do Not Use Extension Cords

To avoid safety hazards, use only the power cord supplied with your unit. We do not recommend that extension cords be used with this product. As with all electrical devices, do not run power cords under rugs or carpets, or place heavy objects on them. Damaged power cords should be replaced immediately by an authorized service center with a cord that meets factory specifications.

Handle the AC Power Cord Gently

When disconnecting the power cord from an AC outlet, always pull the plug; never pull the cord. If you do not intend to use your speaker for any considerable length of time, disconnect the plug from the AC outlet.

Do Not Open the Cabinet

There are no user-serviceable components inside this product. Opening the cabinet may present a shock hazard, and any modification to the product will void your warranty. If water accidentally falls inside the unit, disconnect it from the AC power source immediately, and consult an authorized service center.



TABLE OF CONTENTS

IMPORTANT SAFETY INSTRUCTIONS.....	2
INTRODUCTION	4
WHAT'S IN THE BOX.....	5
PRODUCT OVERVIEW	6
CHARGING	9
POWER ON.....	12
CONNECTING TO WI-FI	13
USING YOUR CITATION 200	16
SETTINGS	24
SPECIFICATIONS.....	27
TROUBLESHOOTING.....	28
TRADEMARKS	29



INTRODUCTION

This manual includes information of the CITATION 200 speaker. We encourage you to take a few minutes to read this manual, which describes the products and includes step-by-step instructions to help you set up and get started. Read and understand all the safety instructions before using your product.

This product may have an important software update available. Please follow the instructions to connect the product to Wi-Fi to ensure that your product has the most recent software updates.

Design and specifications are subject to change without notice.

If you have any questions about these products, their installation or their operation, please contact your Harman Kardon retailer or customer service, or visit us at www.harmankardon.com

WHAT'S IN THE BOX

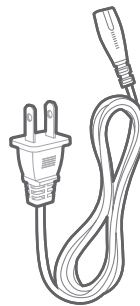
Carefully unpack the box and check if the following parts are included. If any part is damaged, do not use it, contact your Harman Kardon retailer or customer service.



1



2



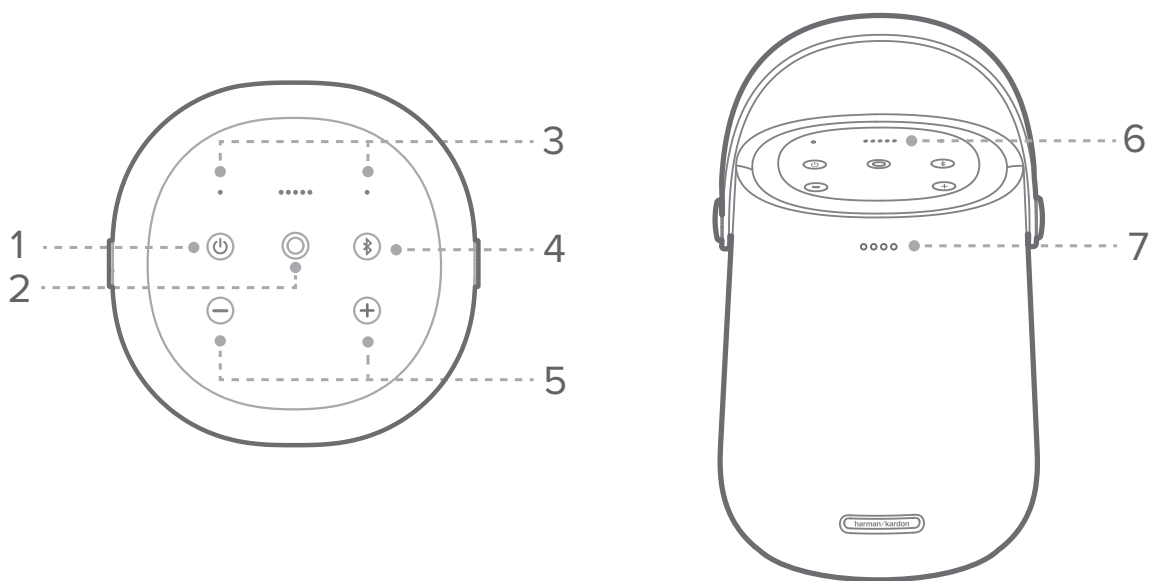
3




1. Main unit (CITATION 200)
2. Charging cradle
3. Power cord (1.8 m / 6 ft)*

* Power cord quantity and plug type vary by regions.

PRODUCT OVERVIEW

Top & Front








1. 
 - Press to switch on or off.
2.  (Multi function)
 - Press and hold more than 2 seconds to talk to Google Assistant.
 - Press to play or pause the music.
 - Press to stop timer / alarm ringing and responses.
 - Press to check battery level.
3. Microphones
4. 
 - Press to enter the Bluetooth source.

5. -/+ (Volume)




- Press to decrease or increase the volume.

6. Power / battery indicators



	White (Constant)	Power on
	Red (Blinking)	Low battery
	White (Blinking)	Charging in process
	White (Constant)	Charging complete
	Off	Power off

7. LED indicators

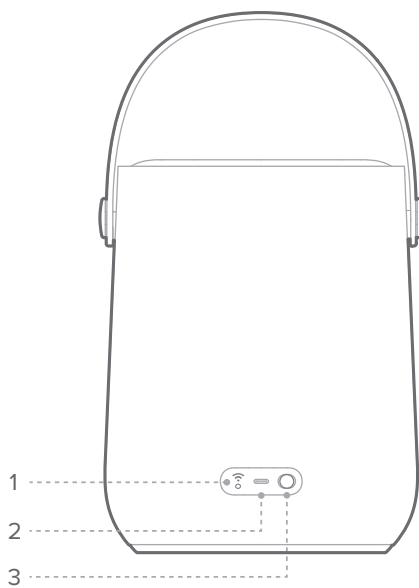
Google Assistant LEDs

	White (Blinking slowly)	Listening
	White (Blinking fast)	Responding
	Amber (Constant)	Microphone muted




Bluetooth status

	Blue (Scrolling)	Bluetooth pairing
	Blue (Blinking), then off	Bluetooth connected

Back



1. (Wi-Fi status indicator)



	Excellent
	Fair
	Weak or disconnected

2. Type C USB connector

- For battery charging of the speaker

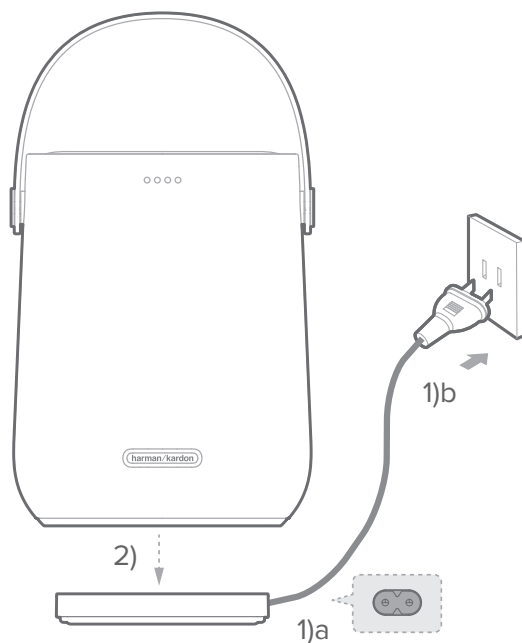
3.

- Push the slider to mute or unmute the microphone.

	Microphone mute
	Microphone unmute

/ CHARGING

Charge through the Cradle

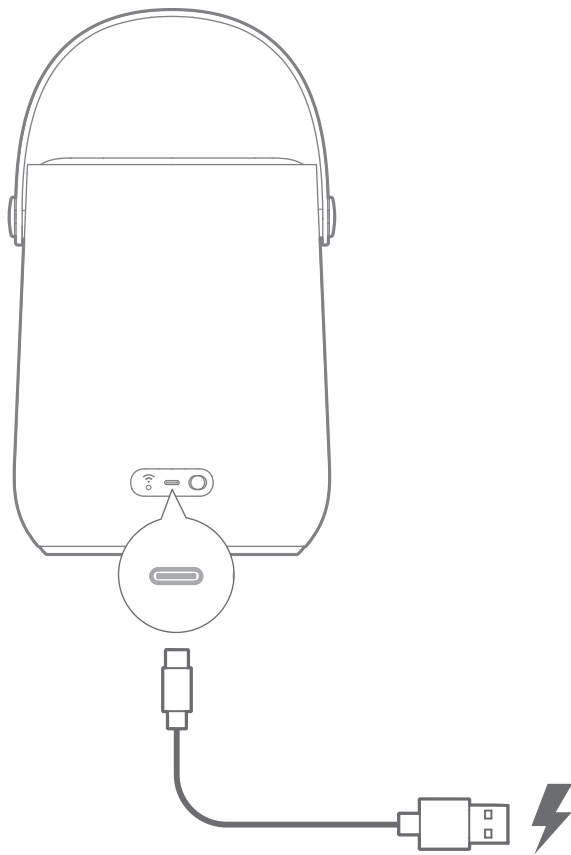


- 1) Connect the supplied charging cradle to power.
- 2) Dock CITATION 200 onto the cradle.

NOTES:

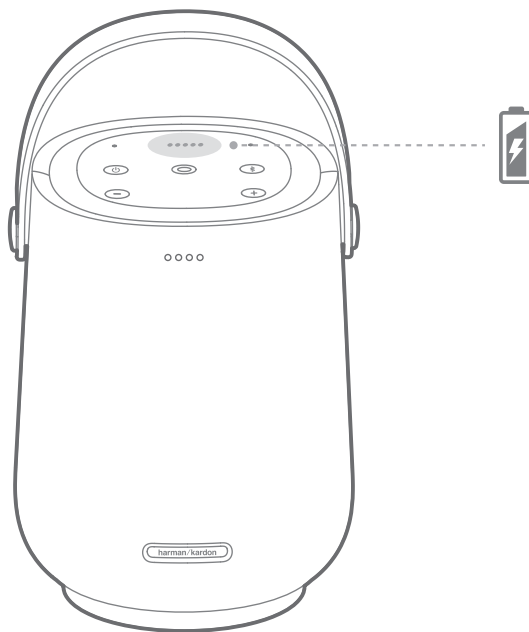
- Make sure that you have placed the charging cradle on a flat and stable surface near a wall outlet.
- Use only the provided power cord.

Charge through the USB connector



- Charge CITATION 200 by using a USB cable (sold separately), one end connected to the Type C USB connector on CITATION 200 and the other end connected to the power source.

Battery Indicator

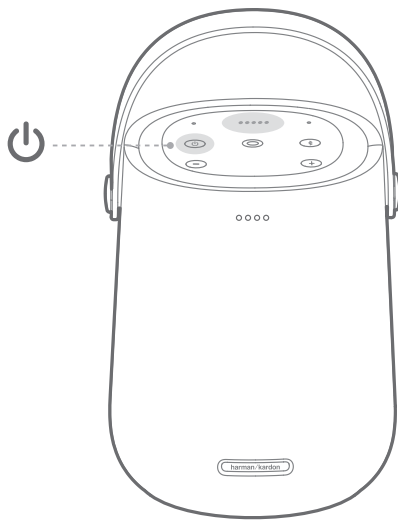




● ● ● ● ●	Red (Blinking)	Low battery
○ ○ ○ ○ ○	White (Blinking)	Charging in process
○ ○ ○ ○ ○	White (Constant)	Charging complete

- Press the ○ to check battery level.

/ POWER ON

Power On / Off



- Press  to switch on.
- To switch off, press  again.

	White (Constant)	Power on
	Off	Power off

NOTES:

- If there is no charging or activity, CITATION 200 enters power-saving mode.
- To avoid depleting the battery, switch off CITATION 200 if you will not use it for long periods of time.

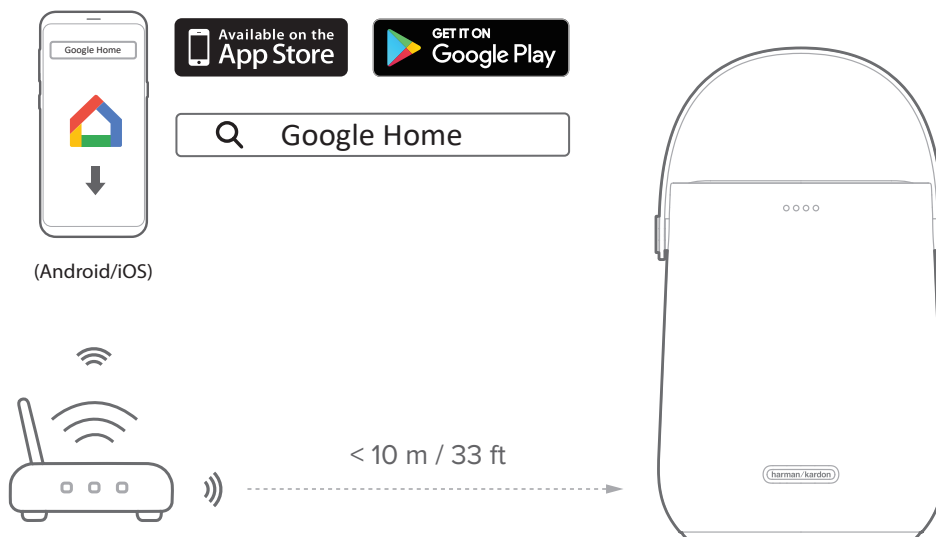


CONNECTING TO WI-FI

Through the Google Home app

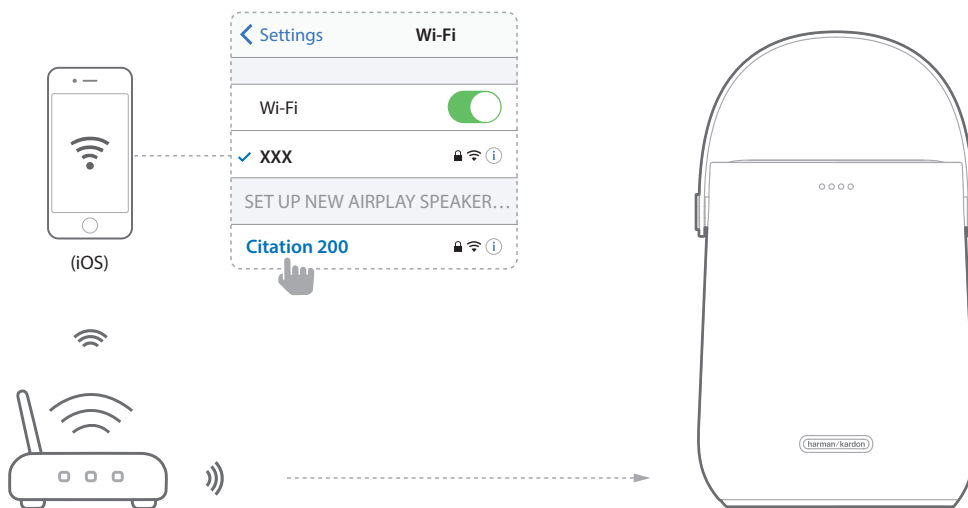
- 1) Download the Google Home app on your smartphone or tablet.
- 2) Sign in with your Google account. If you do not have, create a new one.
- 3) Power on your CITATION 200.
- 4) Run the Google Home app and set up your CITATION 200 as instructed in the app.

Always follow the instructions in the app to complete the Internet setup.



*Through AirPlay setup on an iOS device

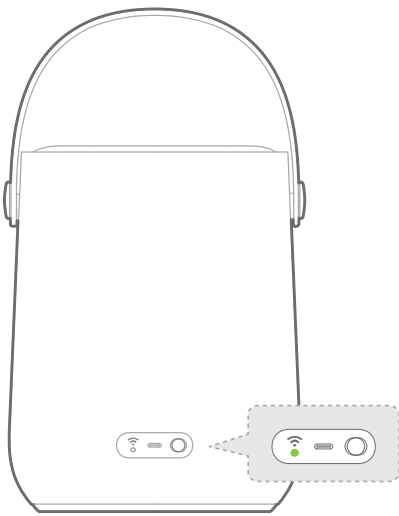
- 1) Power on your CITATION 200.
- 2) On your iOS device, go to “**Settings**” > “**Wi-Fi**”. Under “**SET UP NEW AIRPLAY SPEAKER...**”, select “**Citation 200**” and follow onscreen instructions to complete setup.



NOTE:

- *For AirPlay only users. Google Voice Assistant and Chromecast will require additional set up with the Google Home app.
- For a better connection quality, place the speaker as close to your wireless router as possible.
- If you encounter any setup issues, make sure to enable Bluetooth and location services on your smartphone or tablet.

Wi-Fi status indicator



● Excellent
● Fair
● Weak or disconnected

/ USING YOUR CITATION 200


Use Voice Commands

Talk to Google

With your CITATION 200, talk to Google to play music, get answers, manage everyday tasks, and easily control smart home devices all with your voice.

- Just say “Hey Google” to get started
→ CITATION 200 will respond instantly.





- Alternatively, press and hold  more than 2 seconds to talk to Google without saying the wake word.

NOTE:

- For the latest voice commands, visit assistant.google.com.

Mute the microphone

Mute the microphone to stop Google from listening.

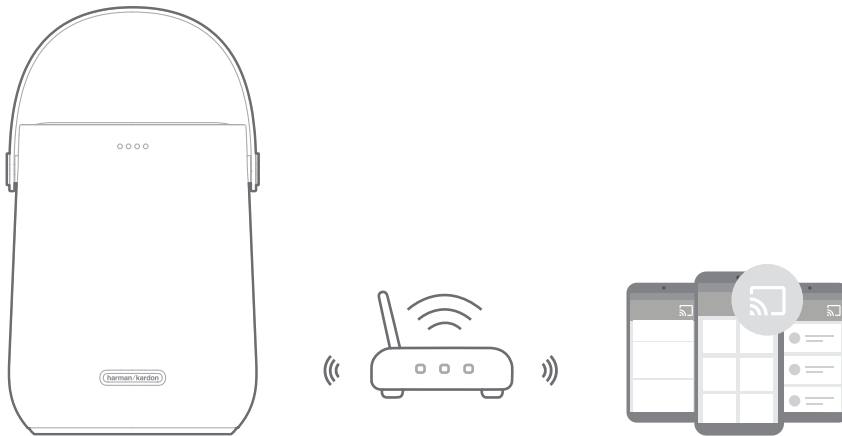
- To mute the microphone, switch the slider from  (unmute) to  (mute).


→ The Google Assistant LEDs light up amber.



Chromecast built-in™

With Chromecast built-in, you can stream music / tunes / podcasts / playlists from 300+ music apps to your speaker by simply tapping the Cast button.



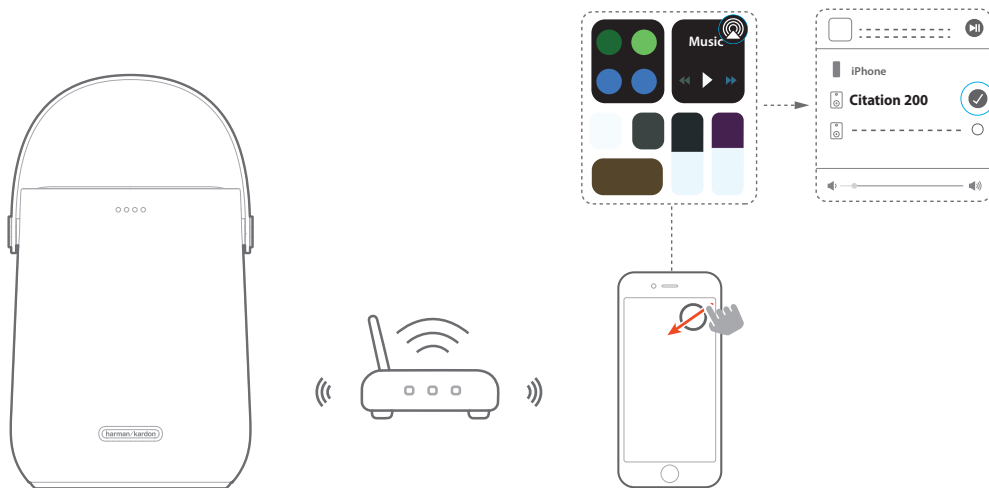
- 1) Check that your smartphone or tablet has been connected to the same network as the Citation speaker.
- 2) Run the Chromecast-enabled app on your smartphone or tablet.
- 3) Play music. Press the  icon and select **“Citation 200”**.


NOTES:

- The name of your Citation speaker is assigned during the Wi-Fi setup. You may change it to your liking during the setup process.
- The Citation speaker can support audio streaming but not video streaming.

AirPlay

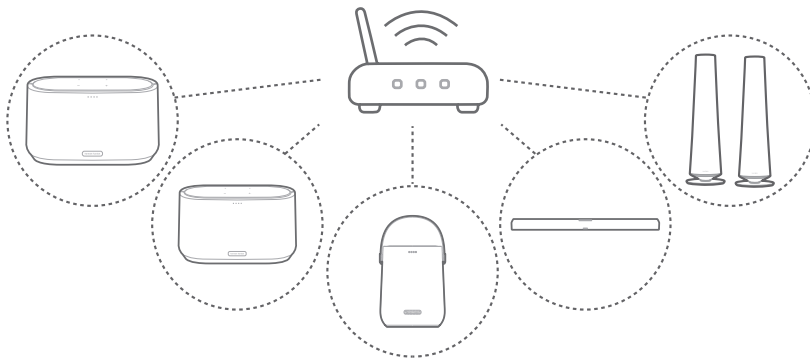
With AirPlay, you can stream music on your iOS device to the Citation speaker.




- 1) Check that your iOS device has been connected to the same network as the Citation speaker.
- 2) To enter the Control Center on an iOS device, swipe down from the upper right corner (iOS 12 or later) or swipe up from the bottom edge (iOS 11 or earlier). Tap  to select the connected speaker and then, start audio streaming from an app.

Multi-room Playback

With multi-room playback, you can stream music from your Android or iOS device to multiple CITATION speakers.



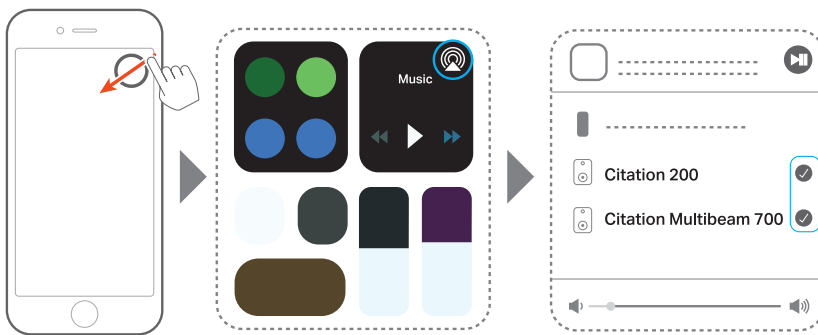
Chromecast built-in™


- 1) Through the Google Home app, connect multiple CITATION speakers to the same network, assign them to multiple rooms, and create groups as needed.
- 2) Run the Chromecast-enabled app on your smartphone or tablet.
- 3) Play music. Press the  icon and select the grouped speakers.

NOTES:

- Refer to Google Home app for more details.
- The amount of Chromecast-enabled speakers you can stream music to depends on the bandwidth of your local wireless network. Theoretically, an unlimited amount of devices can be connected to stream the same song.

AirPlay

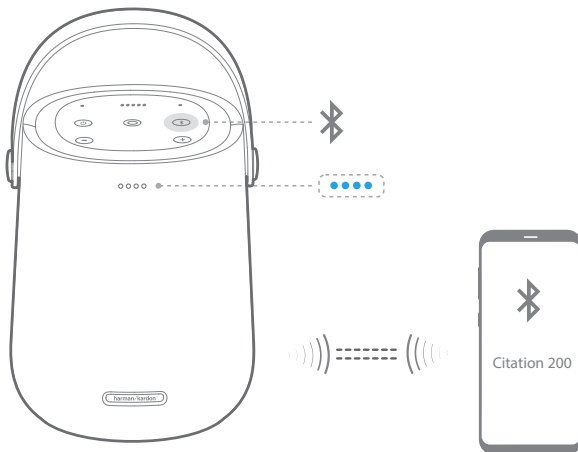



- 1) On an iOS device, enter the Control Center.
- 2) Tap  to select multiple connected speakers as needed.
- 3) Start music streaming from an app.

Bluetooth

You can use your Citation speaker as an external speaker for your Bluetooth enabled smartphone or tablet.


Connect a Bluetooth device



- 1) Make sure that your Citation 200 has been connected to Wi-Fi through the Google Home app (see “CONNECTING TO WI-FI”).
- 2) When the speaker is switched on, press  to enter Bluetooth pairing mode.
 - **Ready for pairing:** The LED indicators light up blue and scroll.
- 3) Select “**Citation 200**” to connect.
 - If you have changed the name of your Citation 200 during the Wi-Fi setup, search for the speaker by the name.
 - **Successful connection:** The LED indicators blink blue and then, dim.

To connect to another Bluetooth device



- 1) When the speaker is switched on, press and hold  for more than 5 seconds.
 - The previously paired device is cleared from the Citation speaker.
 - The speaker enters Bluetooth pairing mode.
- 2) Follow the Step 2 under “Connect a Bluetooth device”.
 - If the device has ever been paired with the speaker, first unpair “**Citation 200**” on the device.

NOTES:

- Bluetooth performance can be affected by the distance between this product and your Bluetooth device and the environment of operation.

Playback Controls

-  : Start, pause or resume play.

NOTES:

- During Chromecast, AirPlay or Bluetooth streaming, music playback pauses on the current connected device when you start music playback on a second connected device.

/ SETTINGS

Volume

You can do the following to adjust the volume while playing music:



- Press **-/+** button on the top panel to decrease or increase the volume.

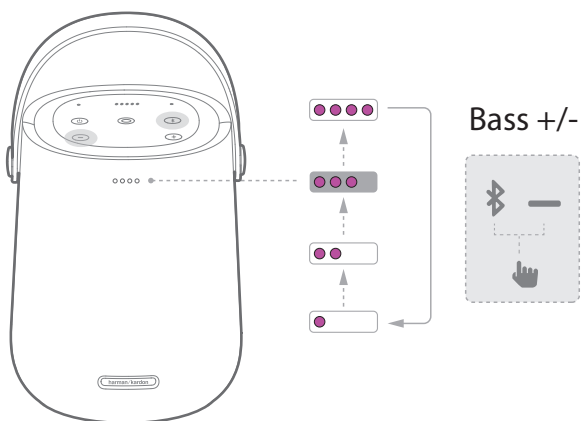




- Adjust the volume via the Google Home app on your smartphone or tablet.
- Ask Google to adjust the volume by your voice.
- Use the volume settings in your app.

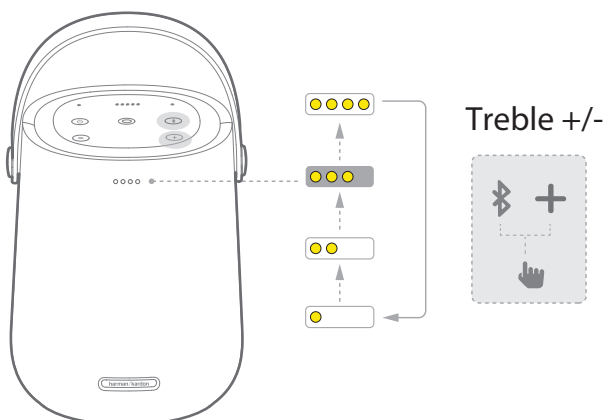
Tone Controls

You can adjust the bass and treble levels to tailor the sound to your desire.

- To switch between the bass levels (Level 1 to Level 4), repeatedly press the two buttons  and  together.
- The LED indicators blink pink to display current bass level (default: Level 3).



- To switch between the treble levels (Level 1 to Level 4), repeatedly press the two buttons  and  together.
- The LED indicators blink yellow to display current treble level (default: Level 3).



Software Upgrade

The software of your Citation speaker will be automatically upgraded to the latest version when the speaker is connected to the Internet via a Wi-Fi network.

Restore Factory Settings

On the Citation speaker, press and hold **O** and **—** for more than 10 seconds to restore the default setting programmed at the factory. When the factory setting restore is complete, the Citation speaker will automatically power off and restart.



Cleaning and Maintenance

To keep the exterior surface of your Citation speaker clean, unplug the AC power cord from the speaker first, wipe the exterior surfaces gently with a clean, soft cloth.

CAUTION:

- Do not use alcohol, benzene, or thinner to clean the fabric surface.

/ SPECIFICATIONS

- Model Name: CITATION 200
- Power supply: 100 - 240 V ~ 50 / 60 Hz
- Output power: 50 W RMS
- Bluetooth version: 4.2
- Bluetooth transmitter frequency range: 2402 - 2480MHz
- Bluetooth transmitter power: <10 dBm (EIRP)
- Bluetooth transmitter modulation: GFSK, $\pi/4$ DQPSK, 8DPSK
- Wireless network: 802.11 a/b/g/n/ac (2.4GHz/5GHz)
- 2.4G Wi-Fi transmitter frequency range: 2412 – 2472 MHz (2.4GHz ISM Band, USA and Canada 11 Channels, Europe and others 13 Channels)
- 2.4G Wi-Fi transmitter power: <20 dBm (EIRP)
- 2.4G Wi-Fi modulation: DBPSK, DQPSK, CCK, QPSK, BPSK, 16QAM, 64QAM
- 5G Wi-Fi transmitter power: <23 dBm (EIRP)
- 5G Wi-Fi modulation: QPSK, BPSK, 16QAM, 64QAM, 256QAM
- 5G Wi-Fi transmitter frequency range: 5.15 - 5.35GHz, 5.470 - 5.725GHz, 5.725 - 5.825GHz
- Supported audio formats: HE-AAC, LC-AAC, MP3, Vorbis, WAV (LPCM), FLAC, Opus
- Dimensions (W x H x D): 7" x 8.6" x 6.8"
(178 x 219 x 172mm) (strap down)
- Charging Cradle Dimensions (W x H): 4.8" x 0.6"
(123 x 15mm)
- Weight: 2.85 kg (6.3lb)
- Battery type: Lithium-ion Polymer (3.6V, 4800mAh)
- Battery charge time: 3 hours (Charging Cradle or USB-C 5V/2A)
- Music play time: up to 8 hours (varies by volume level and content)

/ TROUBLESHOOTING

Failed to connect to Wi-Fi.

- Make sure that Wi-Fi is turned on.
- Make sure that you have selected the right network and entered the correct password.
- Make sure that your router or modem is turned on and within the range.
- Make sure that your Citation speaker is connected to the same wireless LAN as your smartphone or tablet.

The Google Home app cannot find the device.

- Make sure that your Citation speaker is powered on.
- Make sure that your network is working properly.
- Make sure that your router or modem is powered on and within the range.

No response to the voice command.

- Depending on the location of your Citation speaker, the ambient conditions may prevent the speaker from detecting the voice command “Hey Google”. Avoid placing the Citation speaker in a noisy place or a place that is exposed to strong winds or echoes (sound reflections).
- Make sure that the built-in microphones are not muted.

/ TRADEMARKS



The Bluetooth® word mark and logos are registered trademarks owned by Bluetooth SIG, Inc. and any use of such marks by HARMAN International Industries, Incorporated is under license. Other trademarks and trade names are those of their respective owners.



The Wi-Fi CERTIFIED Logo is certification marks of the Wi-Fi Alliance.



Apple®, AirPlay®, iPad®, iPad Air®, iPad Pro®, and iPhone® are trademarks of Apple Inc., registered in the U.S. and other countries. Use of the Works with Apple badge means that an accessory has been designed to work specifically with the technology identified in the badge and has been certified by the developer to meet Apple performance standards. To control this AirPlay 2-enabled speaker, iOS 11.4 or later is required.



Google, Android, Google Play, Google Home and other marks are trademarks of Google LLC. Chromecast built-in may require subscription(s). Google Assistant requires an internet connection and is not available in certain countries and languages. Availability and react of certain features and services are device, service, and network-dependent and may not be available in all areas. Controlling certain devices in your home requires compatible smart devices. Subscriptions for services and applications may be required and additional terms, conditions and/or charges may apply.

harman / kardon[®]
by HARMAN

Ovaj dokument je originalno proizveden i objavljen od strane proizvođača, brenda Harman Kardon, i preuzet je sa njihove zvanične stranice. S obzirom na ovu činjenicu, Tehnoteka ističe da ne preuzima odgovornost za tačnost, celovitost ili pouzdanost informacija, podataka, mišljenja, saveta ili izjava sadržanih u ovom dokumentu.

Napominjemo da Tehnoteka nema ovlašćenje da izvrši bilo kakve izmene ili dopune na ovom dokumentu, stoga nismo odgovorni za eventualne greške, propuste ili netačnosti koje se mogu naći unutar njega. Tehnoteka ne odgovara za štetu nanесenu korisnicima pri upotrebi netačnih podataka. Ukoliko imate dodatna pitanja o proizvodu, ljubazno vas molimo da kontaktirate direktno proizvođača kako biste dobili sve detaljne informacije.

Za najnovije informacije o ceni, dostupnim akcijama i tehničkim karakteristikama proizvoda koji se pominje u ovom dokumentu, molimo posetite našu stranicu klikom na sledeći link:

<https://tehnoteka.rs/p/harman-kardon-smart-zvucnik-citation-200-akcija-cena/>