

Uputstvo za upotrebu (EN)

LOGITECH zvučnici za kompjuter S-150 2.0

logitech



Tehnoteka je online destinacija za upoređivanje cena i karakteristika bele tehnike, potrošačke elektronike i IT uređaja kod trgovinskih lanaca i internet prodavnica u Srbiji. Naša stranica vam omogućava da istražite najnovije informacije, detaljne karakteristike i konkurentne cene proizvoda.

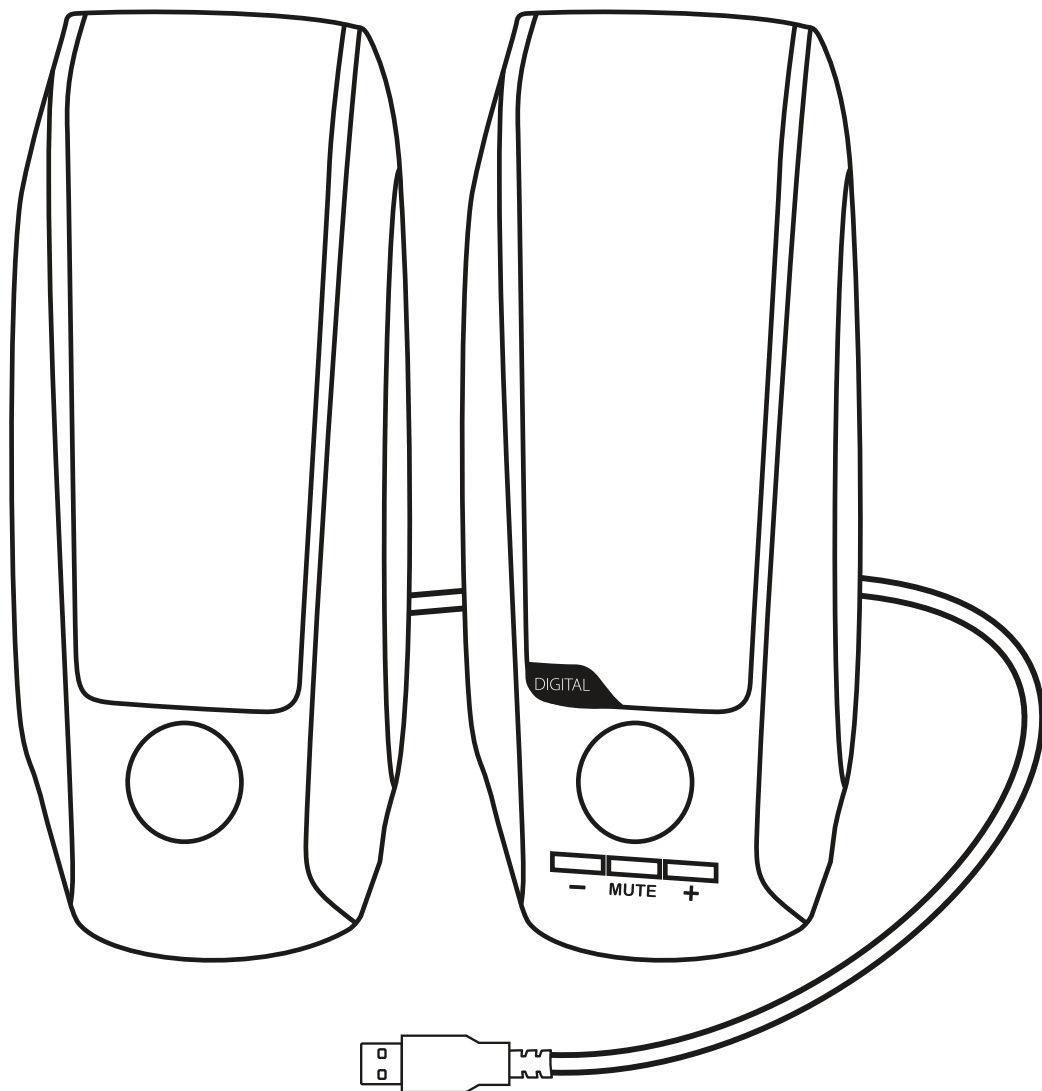
Posetite nas i uživajte u ekskluzivnom iskustvu pametne kupovine klikom na link:

<https://tehnoteka.rs/p/logitech-zvucnici-za-kompjuter-s-150-20-akcija-cena/>

S150 USB STEREO SPEAKERS

HAUT-PARLEURS STÉRÉO USB S150

Complete Setup Guide
Guide d'installation complet



logitech®

CONTENTS

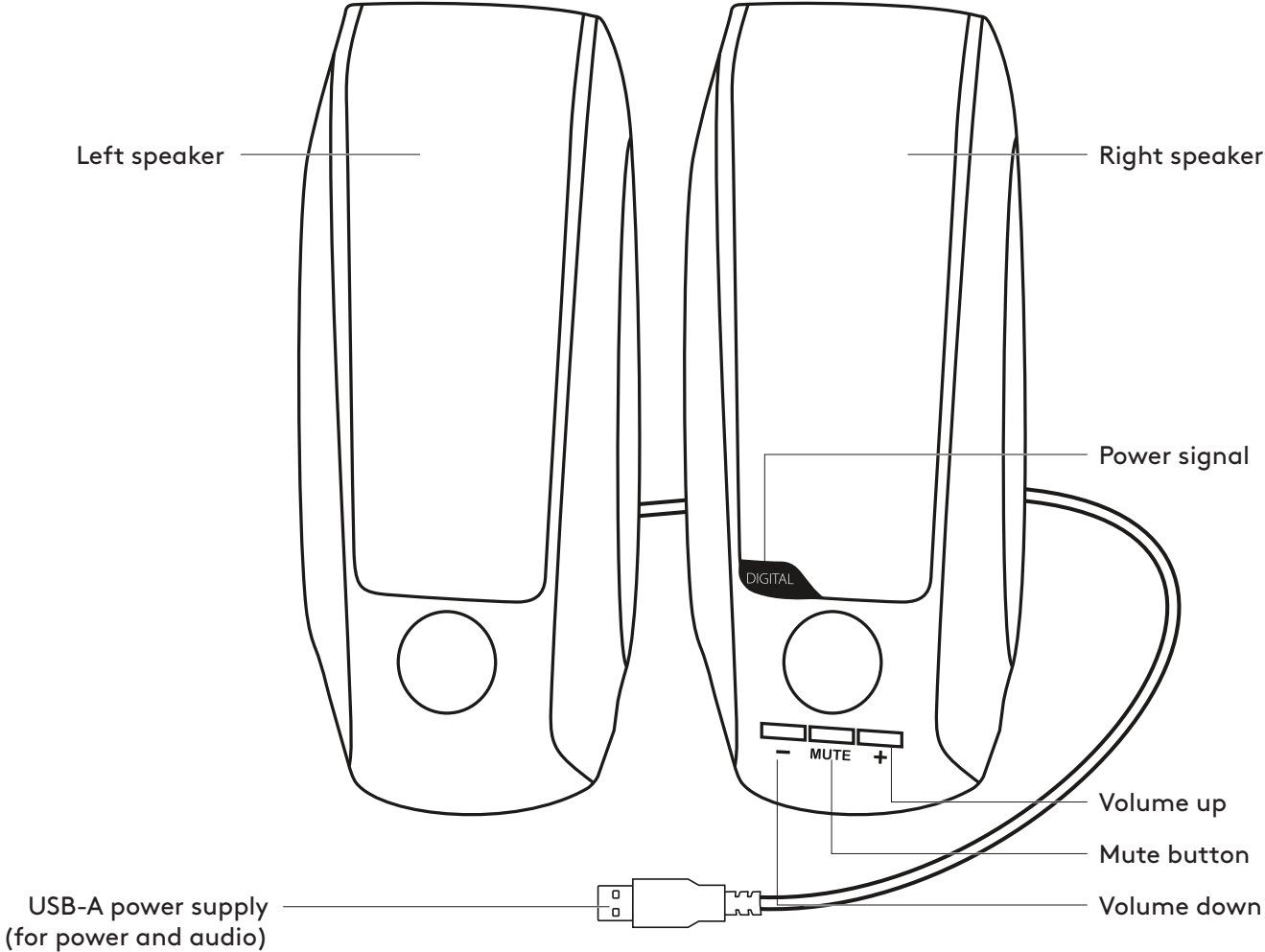
English3

Français6

Español9

Português 12

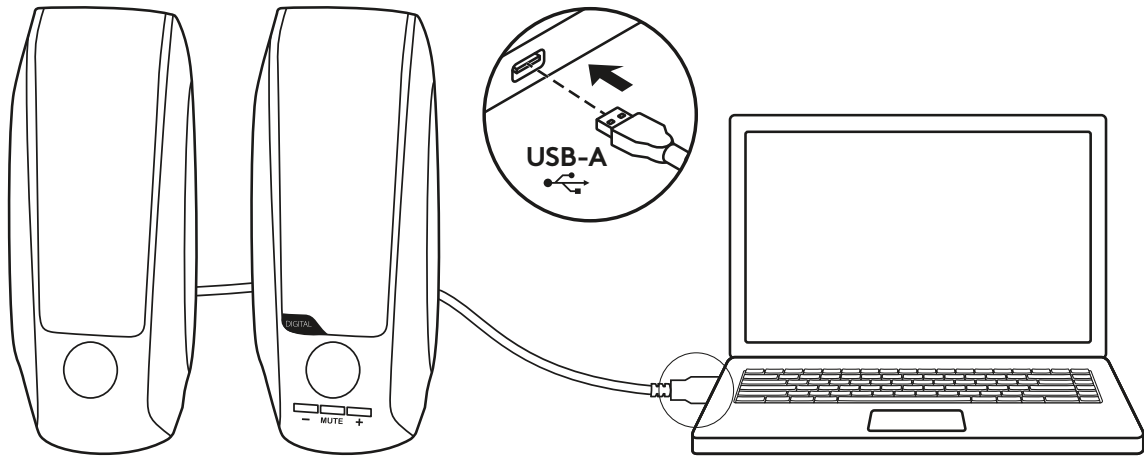
KNOW YOUR PRODUCT




CONNECT THE SPEAKERS

1. Connect the USB-A power cable to your device for power and audio.
2. When the power is on, there will be an orange light signal on your right speaker.

1



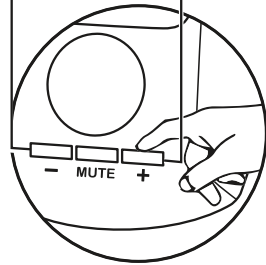

2



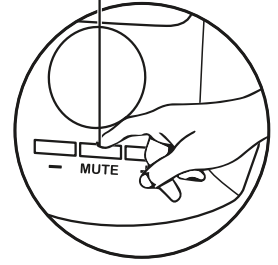

ADJUST THE VOLUME

1. Increase (or decrease) the volume of speakers by pressing the + or - buttons.
2. Mute by pressing the middle button.

1

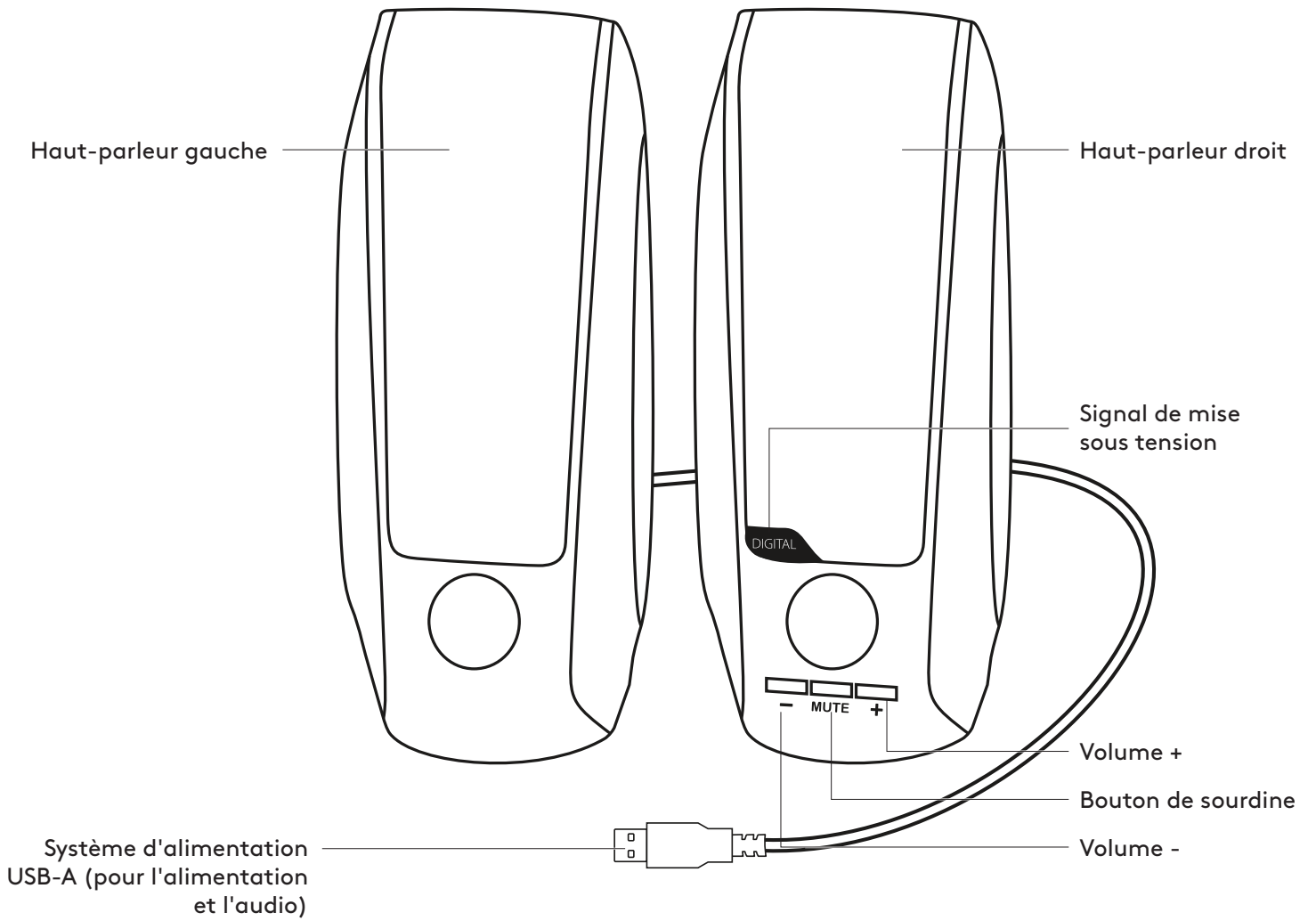


2



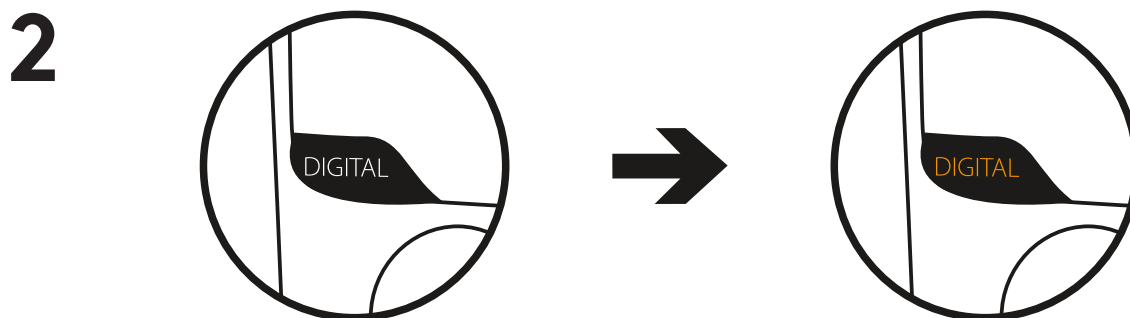
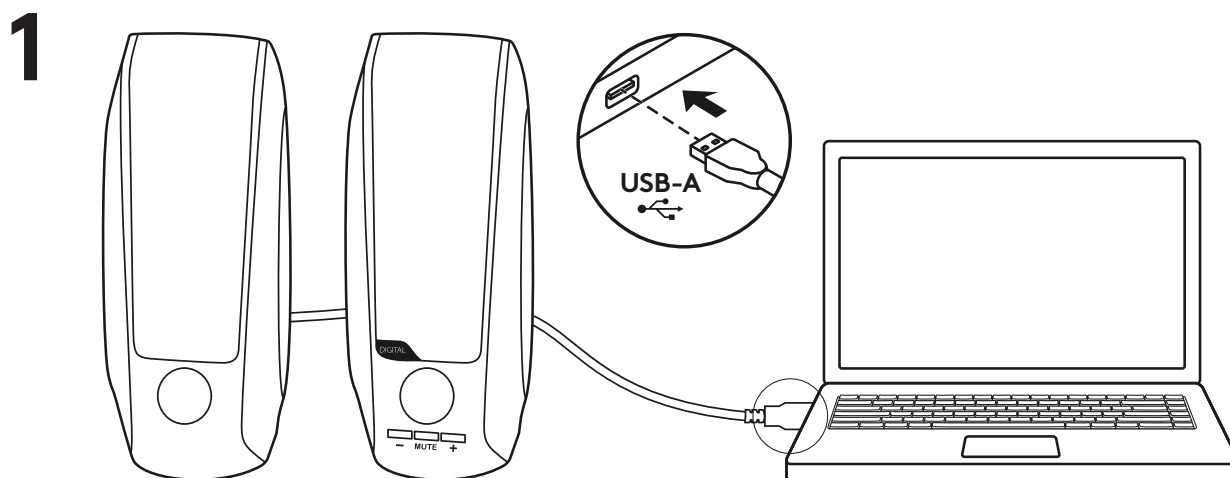
www.logitech.com/support/S150

PRÉSENTATION DU PRODUIT



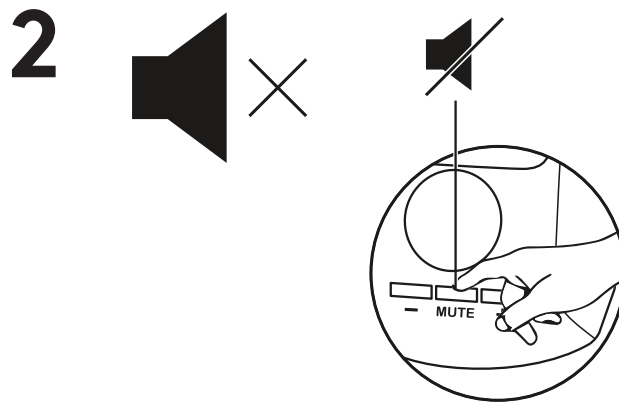
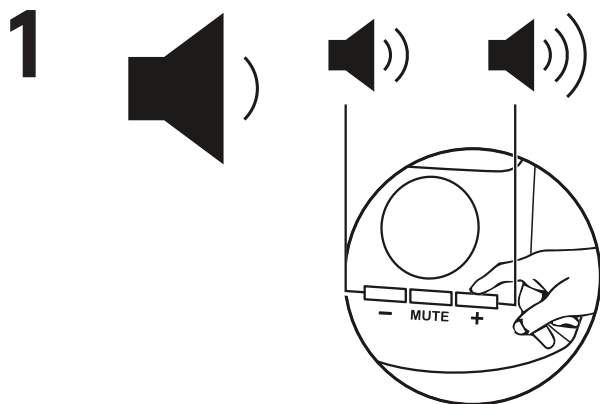
CONNEXION DES HAUT-PARLEURS

1. Connectez le câble d'alimentation USB-A à votre dispositif pour l'alimentation et l'audio.
2. Lorsque l'appareil est sous tension, votre haut-parleur droit émet un signal lumineux orange.



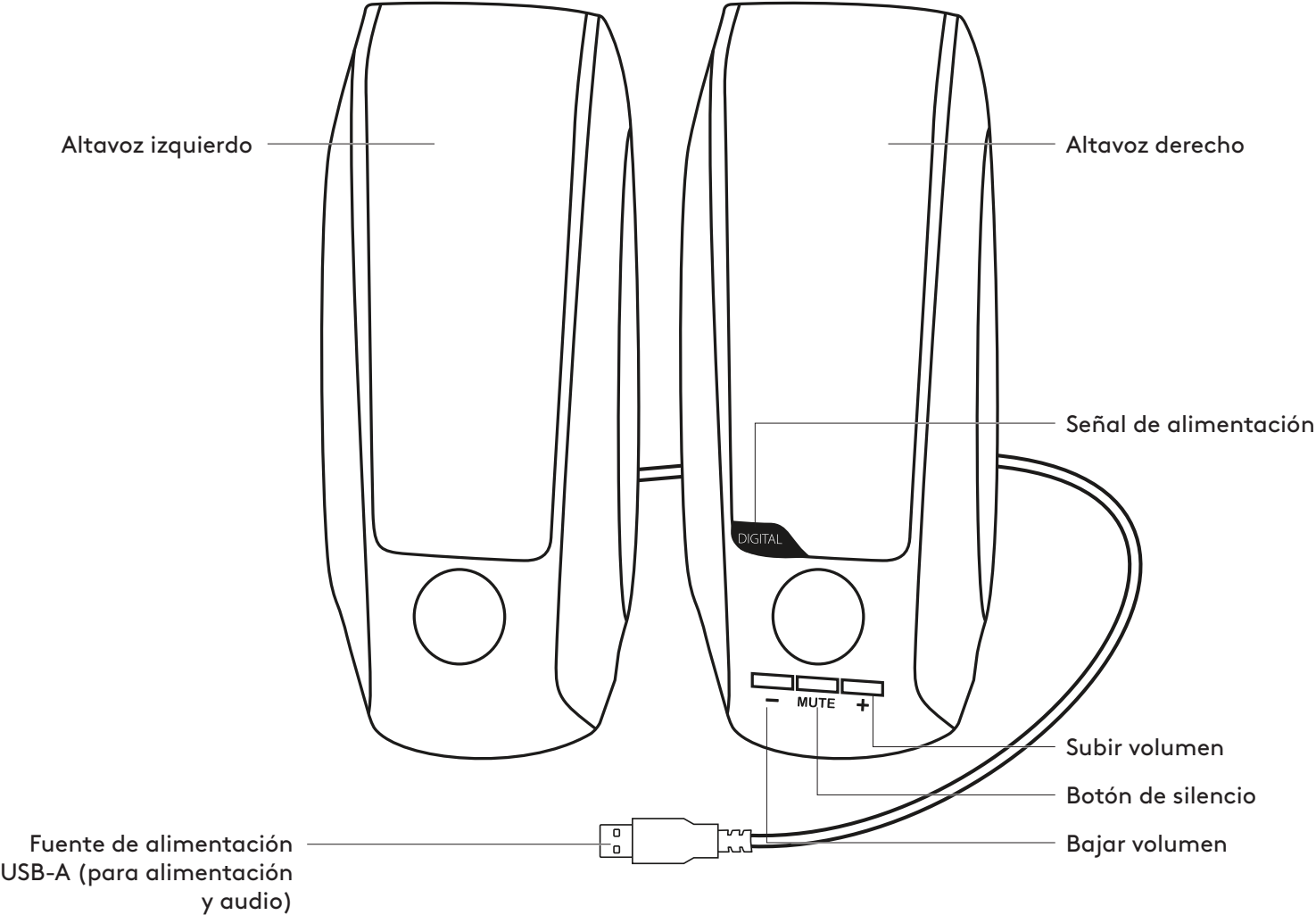
AJUSTEMENT DU VOLUME

1. Augmentez (ou diminuez) le volume des haut-parleurs en appuyant sur les boutons + ou -.
2. Mettez-les en sourdine en appuyant sur le bouton du milieu.



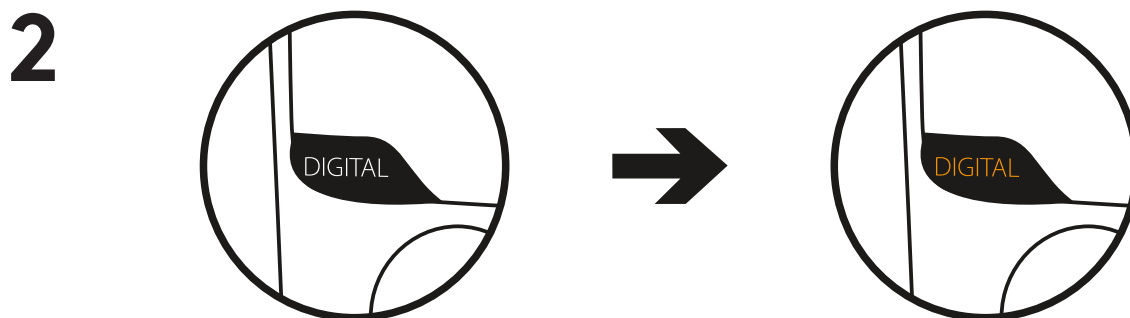
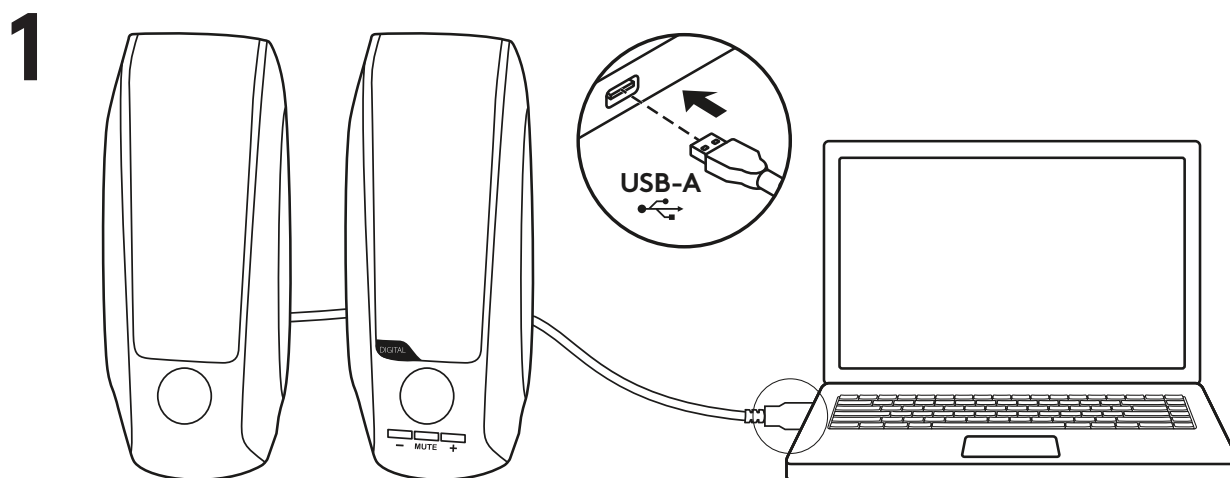
www.logitech.com/support/S150

COMPONENTES DEL PRODUCTO



CONECTA LOS ALTAVOCES

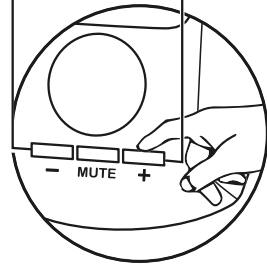

1. Conecta el cable de alimentación USB-A al dispositivo para alimentación y audio.
2. Cuando los altavoces estén encendidos, el derecho mostrará una señal luminosa naranja.



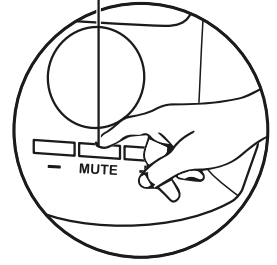

AJUSTA EL VOLUMEN

1. Aumenta (o reduce) el volumen de los altavoces pulsando los botones + o -.
2. Silencia los altavoces pulsando el botón central.

1

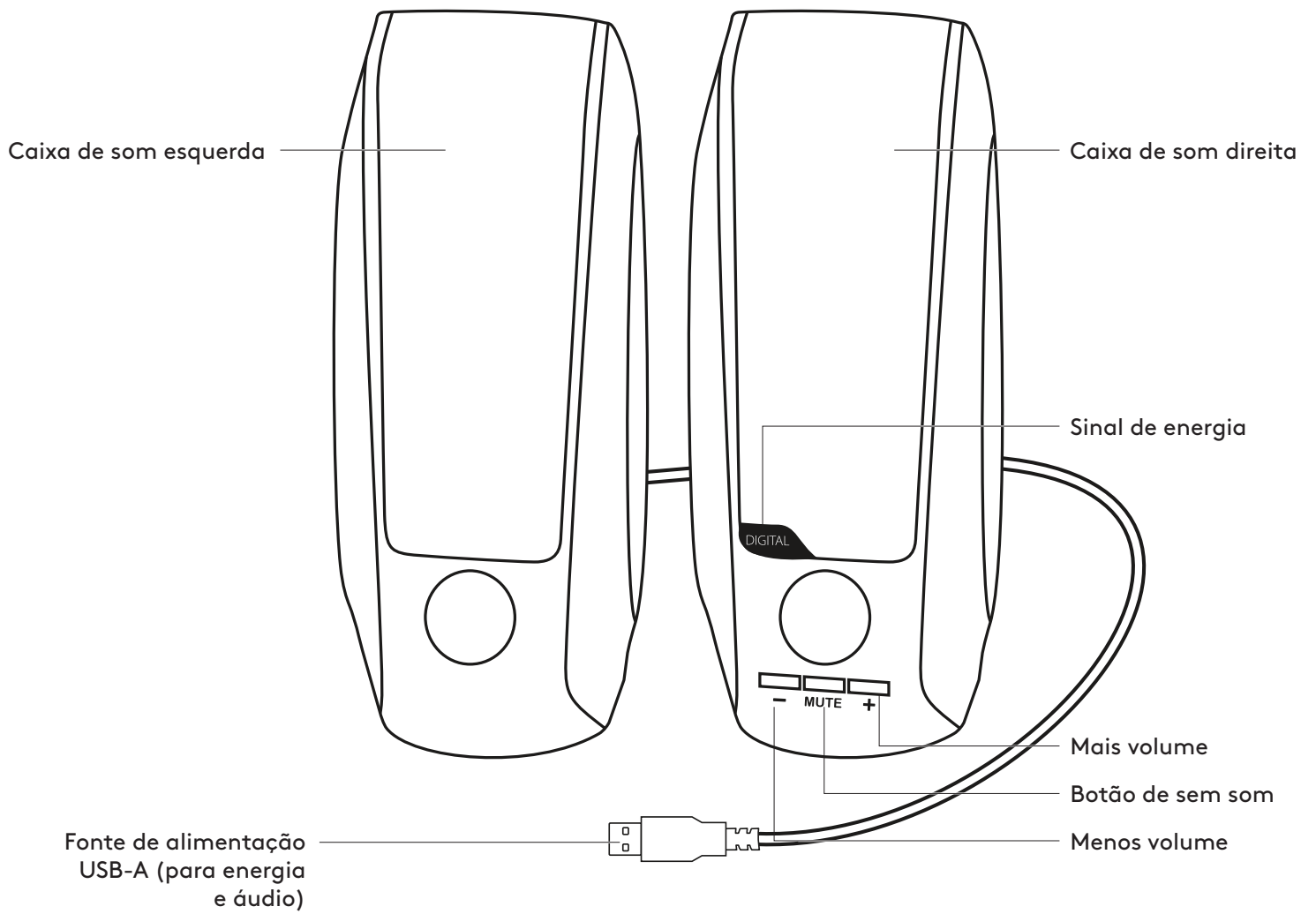


2



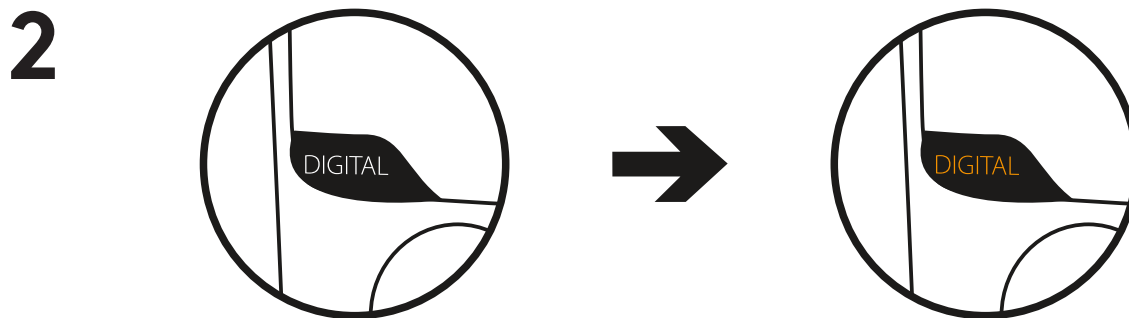
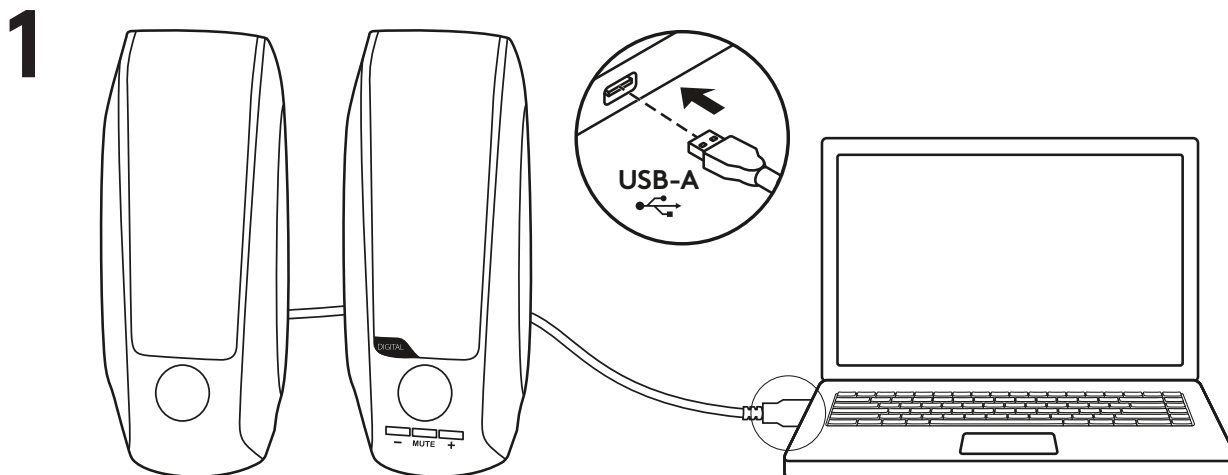
www.logitech.com/support/S150

CONHEÇA O SEU PRODUTO



CONECTAR AS CAIXAS DE SOM

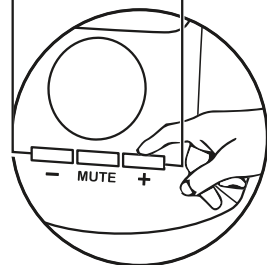

1. Conecte o cabo de alimentação USB-A ao dispositivo para alimentá-lo com energia ou ouvir áudio.
2. Quando a energia estiver ligada, haverá um sinal de luz laranja na caixa de som direita.



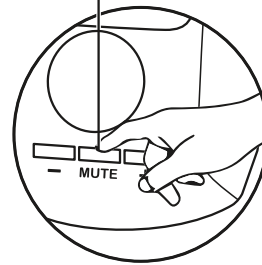
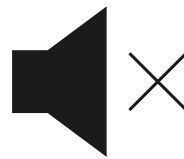
AJUSTAR O VOLUME

1. Aumente (ou diminua) o volume dos alto-falantes pressionando os botões + ou -.
2. Para silenciar, pressione o botão do meio.

1



2



www.logitech.com/support/S150

www.logitech.com/support/S150

© 2019 Logitech. Logitech, Logi and other Logitech marks are owned by Logitech and may be registered. All other trademarks are the property of their respective owners. Logitech assumes no responsibility for any errors that may appear in this manual. Information contained herein is subject to change without notice.

WEB-621-001577.002

© 2019 Logitech. Logitech, Logi et les autres marques Logitech sont la propriété de Logitech et sont susceptibles d'être déposées. Toutes les autres marques sont la propriété exclusive de leurs détenteurs respectifs. Logitech décline toute responsabilité en cas d'erreurs susceptibles de s'être glissées dans le présent manuel. Les informations énoncées dans ce document peuvent faire l'objet de modifications sans préavis.

logitech®

Ovaj dokument je originalno proizveden i objavljen od strane proizvođača, brenda Logitech, i preuzet je sa njihove zvanične stranice. S obzirom na ovu činjenicu, Tehnoteka ističe da ne preuzima odgovornost za tačnost, celovitost ili pouzdanost informacija, podataka, mišljenja, saveta ili izjava sadržanih u ovom dokumentu.

Napominjemo da Tehnoteka nema ovlašćenje da izvrši bilo kakve izmene ili dopune na ovom dokumentu, stoga nismo odgovorni za eventualne greške, propuste ili netačnosti koje se mogu naći unutar njega. Tehnoteka ne odgovara za štetu nanесenu korisnicima pri upotrebi netačnih podataka. Ukoliko imate dodatna pitanja o proizvodu, ljubazno vas molimo da kontaktirate direktno proizvođača kako biste dobili sve detaljne informacije.

Za najnovije informacije o ceni, dostupnim akcijama i tehničkim karakteristikama proizvoda koji se pominje u ovom dokumentu, molimo posetite našu stranicu klikom na sledeći link:

<https://tehnoteka.rs/p/logitech-zvucnici-za-kompjuter-s-150-20-akcija-cena/>