

## Uputstvo za upotrebu (EN)

TURTLE BEACH slušalice Stealth 300X



Tehnoteka je online destinacija za upoređivanje cena i karakteristika bele tehnike, potrošačke elektronike i IT uređaja kod trgovinskih lanaca i internet prodavnica u Srbiji. Naša stranica vam omogućava da istražite najnovije informacije, detaljne karakteristike i konkurentne cene proizvoda.

Posetite nas i uživajte u ekskluzivnom iskustvu pametne kupovine klikom na link:

<https://tehnoteka.rs/p/turtle-beach-slusalice-stealth-300x-akcija-cena/>

## FRONT

# EAR FORCE™ STEALTH 300

## QUICK START GUIDE

**IMPORTANT  
READ BEFORE USING**

**Any questions?**

[turtlebeach.com/stealth300](http://turtlebeach.com/stealth300) | [support.turtlebeach.com](mailto:support.turtlebeach.com)

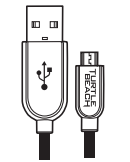
FOR MODEL: Stealth 300 for Xbox One

### Package Contents



Stealth 300 Headset

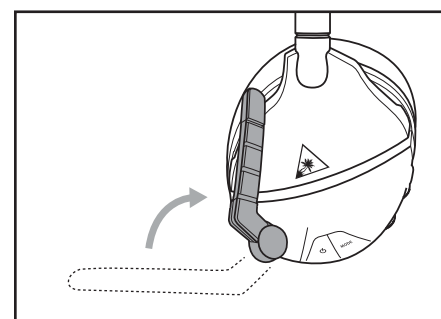
**B**



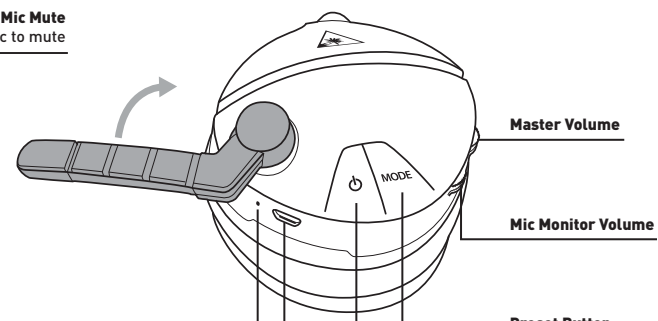
USB Charging Cable

426-023-001-001 RA

### Headset Controls



**Mic Mute**  
Flip up mic to mute



**Master Volume**

**Mic Monitor Volume**

#### Power LED

Solid Green = Headset On  
Blinking Green/Red = Battery Low

(USB Connected)  
Blinking Red = Charging  
Blinking Green = Fully Charged

**USB Charge Port**

#### Preset Button

Press = Cycle EQ Audio Presets

**EQ Presets**

- 1 tone = Signature Sound
- 2 tones = Bass Boost
- 3 tones = Bass + Treble Boost
- 4 tones = Treble Boost

#### Power Button

Press and Hold = Power On/Off

### Setup for Xbox One



1. Press the Xbox Button on your controller
2. Go to the System tab >> Audio
  - a. Set Headset Volume to Maximum
  - b. Set Headset Chat Mixer to the middle setting
  - c. Set Mic monitoring to minimum

### SURROUND SOUND SETUP (AVAILABLE ONLY ON XBOX ONE)

**EN**

1. Press the Xbox Button on your controller
2. Go to the System tab
3. Select Settings >> Display & Sound >> Audio Output
4. Set Headset format to Windows Sonic for Headphones



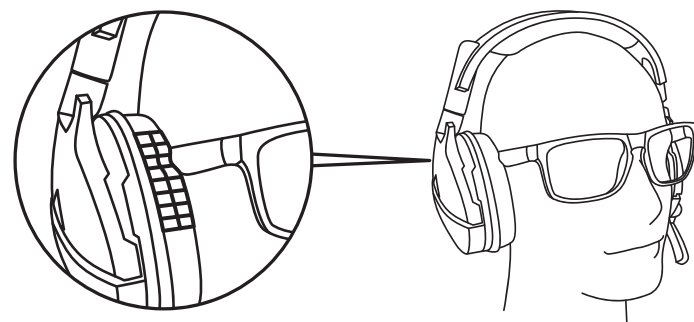
**Note/ Remarque :**

The Stealth 300 requires an Xbox One controller with a 3.5mm headset jack. Other controllers may require the Headset Audio Controller (sold separately).

For updated setup instructions visit:  
[turtlebeach.com/sonic](http://turtlebeach.com/sonic)


## BACK

### PROSPECS™ GLASSES FRIENDLY DESIGN



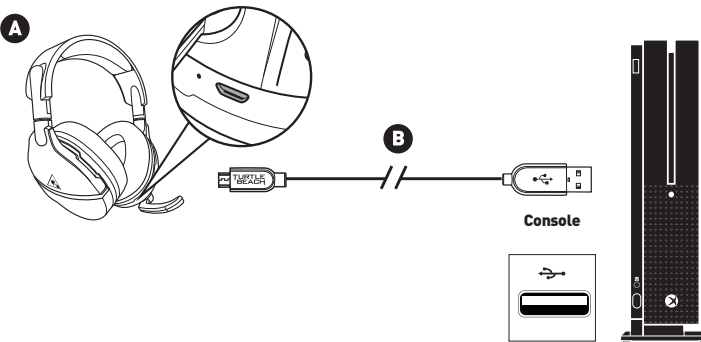
Originally created for the Elite Pro Tournament Gaming Headset, Turtle Beach's exclusive ProSpecs™ glasses friendly technology is built into the Stealth 300, featuring an advanced ear cushion design and materials that allow gamers who wear glasses to finally play in comfort.

### PC/Mac & Mobile Setup



**Note:** If your PC uses separate Green/Pink connectors for audio you will need a PC Splitter Cable. This adapter is available online at [turtlebeach.com](http://turtlebeach.com)

### Charging



The Stealth 300 uses a rechargeable battery. Make sure to charge it regularly.

**Headset Storage:**  
Always charge your headset before storing it for any extended period of time (greater than 3 months). Never store the unit in temperatures above 113°F/45°C.

### Regulatory Compliance Statements for the Stealth 300 for Xbox One

#### Federal Communications Commission (FCC) Compliance Notices

##### Class B Interference Statement

This equipment has been tested and found to comply with the limits for a Class B digital device, pursuant to Part 15 of the FCC Rules. These limits are designed to provide reasonable protection against harmful interference in a residential installation. This equipment generates, uses, and can radiate radio frequency energy and, if not installed and used in accordance with the instructions, may cause harmful interference to radio communications. However, there is no guarantee that interference will not occur in a particular installation. If this equipment does cause harmful interference to radio or television reception, which can be determined by turning the equipment off and on, the user is encouraged to try to correct the interference by one or more of the following measures:

- Reorient or relocate the receiving antenna.
- Increase the separation between the equipment and receiver.
- Connect the equipment into an outlet on a circuit different from that to which the receiver is connected.
- Consult the dealer or an experienced radio/TV technician for help.

##### FCC Caution:

This device complies with Part 15 of the FCC Rules. Operation is subject to the following two conditions: (1) This device may not cause harmful interference, and (2) this device must accept any interference received, including interference that may cause undesired operation.

This product is compliant with the Consumer Product Safety Improvement Act of 2008, Public Law 110-314 (CPSIA)

#### Canadian ICES Statements

Canadian Department of Communications Radio Interference Regulations

This digital apparatus does not exceed the Class B limits for radio-noise emissions from a digital apparatus as set out in the Radio Interference Regulations of the Canadian Department of Communications. This Class B digital apparatus complies with Canadian ICES-002.

Règlement sur le brouillage radioélectrique du ministère des Communications

Cet appareil numérique respecte les limites de bruits radioélectriques visant les appareils numériques de classe B prescrites dans le Règlement sur le brouillage radioélectrique du ministère des Communications du Canada. Cet appareil numérique de la Classe B est conforme à la norme NMB-002 du Canada.

#### European Union and European Fair Trade Association Regulatory Compliance

This equipment may be operated in the countries that comprise the member countries of the European Union and the European Fair Trade Association. These countries, listed below, are referred to as The European Community throughout this document: AUSTRIA, BELGIUM, BULGARIA, CYPRUS, CZECH REPUBLIC, DENMARK, ESTONIA, FINLAND, FRANCE, GERMANY, GREECE, HUNGARY, IRELAND, ITALY, LITHUANIA, LITHUANIA, LUXEMBOURG, MALTA, NETHERLANDS, POLAND, PORTUGAL, ROMANIA, SLOVAKIA, SLOVENIA, SPAIN, SWEDEN, UNITED KINGDOM, ICELAND, LICHTENSTEIN, NORWAY, SWITZERLAND

#### Declaration of Conformity

Marking by this symbol: indicates compliance with the Essential Requirements of the Radio Equipment Directive (RED) of the European Union (2014/53/EU). This equipment meets the following conformance standards:

**Safety:** EN 60950-1:2006 + A11:2009 + A1:2010 + A12:2011 + A2:2014 (T-Mark License), IEC 60950-1:2005 (2nd Ed.) + Am 1:2009 + Am 2:2013 (CB Scheme Certificate), EN 60332-1:2013, EN 60332-2:2013, EN 171-3:2013  
Additional licenses issued for specific countries available on request

**Emissions:** EN 55032:2012, CISPR 32:2015

**Immunity:** EN 55024:2010, CISPR 24:2010, EN 61000-4-2:2009, EN 61000-4-3:2004 + A1:2008 + A2:2010, EN 61000-4-8:2010

These products are licensed, as required, for additional country specific standards for the International Marketplace. Additional issued licenses available upon request.

**Environment:** Low Voltage Directive 2014/26/UE, RoHS 2011/65/UE, REACH 2006/1907/EC, WEEE 2012/19/UE, Packaging 76/462/EEC, Battery 2006/46/EC, Toys Safety Directive 2009/48/EC

**Warning!** This is a Class B product. In a domestic environment, this product may cause radio interference, in which case, the user may be required to take appropriate measures.

**Achtung!** Dieses ist ein Gerät der Funkstörwertklasse B. In Wohnbereichen können bei Betrieb dieses Gerätes Rundfunkstörungen auftreten, in welchen Fällen der Benutzer für entsprechende Gegenmaßnahmen verantwortlich ist.

**Attention!** Ceci est un produit de Classe B. Dans un environnement domestique, ce produit risque de créer des interférences radioélectriques, il appartient alors à l'utilisateur de prendre les mesures spécifiques appropriées.

Please visit the following URL for a complete copy of the Declaration of Conformity: <http://www.turtlebeach.com/homologation>

This symbol on the product or its packaging indicates that this product must not be disposed of with your other household waste. Instead, it is your responsibility to dispose of your waste equipment by handing it over to a designated collection point for the recycling of waste electrical and electronic equipment. The separate collection and recycling of your waste equipment at the time of disposal will help conserve natural resources and ensure that it is recycled in a manner that protects human health and the environment. For more information about where you can drop off your waste for recycling, please contact your local authority or where you purchased your product.

Turtle Beach Europe Ltd is obligated as a producer with a main activity of selling under The Producer Responsibility Obligations (Packaging Waste) Regulations 2007. To fulfil our obligation we are registered with Comply Direct and their Recycling Room. Here you will find advice and information on packaging waste management, recycling symbols and the waste hierarchy principles of reduce, reuse and recycle.  
<https://www.complydirect.com/the-recycling-room/>

#### To Access the Rating Label:

1. Remove the left ear pad, start by pulling the ear pad straight up using your thumb.



To replace the ear pad, follow the same process in reverse.

2. Once you've released the cloth from the lip on top, pull the ear pad straight back and it should slip right off.



#### Class B

(Broadcasting Communication Equipment for Home Use)

As an electromagnetic wave equipment for home use (Class B), this equipment is intended to use mainly for home use and may be used in all areas.

Ovaj dokument je originalno proizveden i objavljen od strane proizvođača, brenda Turtle Beach, i preuzet je sa njihove zvanične stranice. S obzirom na ovu činjenicu, Tehnoteka ističe da ne preuzima odgovornost za tačnost, celovitost ili pouzdanost informacija, podataka, mišljenja, saveta ili izjava sadržanih u ovom dokumentu.

Napominjemo da Tehnoteka nema ovlašćenje da izvrši bilo kakve izmene ili dopune na ovom dokumentu, stoga nismo odgovorni za eventualne greške, propuste ili netačnosti koje se mogu naći unutar njega. Tehnoteka ne odgovara za štetu nanесenu korisnicima pri upotrebi netačnih podataka. Ukoliko imate dodatna pitanja o proizvodu, ljubazno vas molimo da kontaktirate direktno proizvođača kako biste dobili sve detaljne informacije.

Za najnovije informacije o ceni, dostupnim akcijama i tehničkim karakteristikama proizvoda koji se pominje u ovom dokumentu, molimo posetite našu stranicu klikom na sledeći link:

<https://tehnoteka.rs/p/turtle-beach-slusalice-stealth-300x-akcija-cena/>