

## Uputstvo za upotrebu (EN)

COOLER MASTER bežični miš MM-712-KKOH1 crni

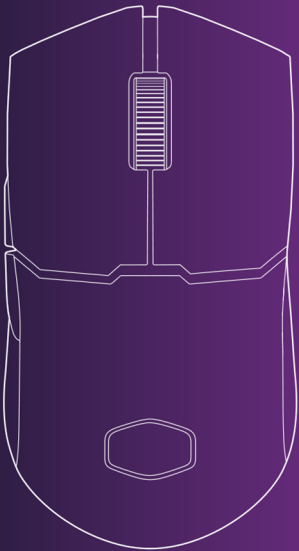


Tehnoteka je online destinacija za upoređivanje cena i karakteristika bele tehnike, potrošačke elektronike i IT uređaja kod trgovinskih lanaca i internet prodavnica u Srbiji. Naša stranica vam omogućava da istražite najnovije informacije, detaljne karakteristike i konkurentne cene proizvoda.

Posetite nas i uživajte u ekskluzivnom iskustvu pametne kupovine klikom na link:

<https://tehnoteka.rs/p/cooler-master-bezicni-mis-mm-712-kkoh1-crni-akcija-cena/>

# MM712



FILL IN THE  
BLANKS

WIRELESS LIGHTWEIGHT GAMING  
MOUSE WITH ULTRAWEAVE CABLE  
PTFE FEET AND RGB ACCENTS



Make It Yours.

## Cooler Master Products : LIMITED WARRANTY

This document describes the warranty terms for all Cooler Master peripheral products

### WHO THE WARRANTY PROTECTS:

This Warranty is valid to the original purchaser only.

### WHAT THE WARRANTY PROTECTS:

This warranty is valid only for the Cooler Master Products distributed by authorized dealer(s).

Please contact Cooler Master for warranty information, services and questions: <http://account.coolermaster.com>

### WHAT IS AND IS NOT COVERED

It is important to note that our warranty is not an unconditional guarantee for the duration of the Program. Any replaced parts become the property of Cooler Master. The Program does not apply to the software component of a product or a product which has been damaged due to accident, misuse, abuse, improper installation, usage not in accordance with product specifications and instructions, natural or personal disaster, or unauthorized alterations, repairs or modifications.

The Program does also not cover any events such as below:

- Any damages unrelated to manufacturing defects.
- Any unsuitable environment or use of the product in Cooler Master Opinion.
- Any product which has been modified without official permission from Cooler Master, or on which the serial number or warranty sticker has been defaced, modified, or removed.

Damage, deterioration or malfunction resulting from:

- Accident, abuse, misuse, neglect, fire, water, lightning, or other acts of nature, commercial or industrial use, unauthorized product modification or failure to follow instructions included with the product.
  - Third party products using Cooler Master Components will not be covered by warranty. See your vendor or the manufacturer for information about servicing.
  - Repair or attempted repair by anyone not authorized by Cooler Master, Inc.
  - Any shipment damages (claims must be made with the carrier).
  - Unauthorized repairs to a Cooler Master product will void the warranty offered by the Program.
- Cooler Master reserves the right to refuse to service any product which has been altered, modified or repaired by non-Cooler Master Service personnel.
- Cooler Master does not warrant that this product will meet your requirements. It is your responsibility to determine the suitability of this product for your purpose.
  - Removal or installation charges.
  - You are responsible for the cost of shipping the product to Cooler Master. Cooler Master pays the cost of returning a product to You (applies only if product is directly purchased from Cooler Master).
  - Cooler Master reserves the right to replace the product with a service product at their sole discretion at any time.
  - Product malfunction or damage resulting from liquids or moisture.
  - All accessories that malfunction due to physical damage such as: USB cables, extension cables, adapter cables, adapters, power cords, screws, retention brackets, ear cups, and all other similar accessories.

### LIMITATION OF IMPLIED WARRANTIES:

THERE ARE NO WARRANTIES, EXPRESS OR IMPLIED, WHICH EXTEND BEYOND THE DESCRIPTION CONTAINED HEREIN INCLUDING THE IMPLIED WARRANTY OF MERCHANTABILITY AND FITNESS FOR A PARTICULAR PURPOSE.

For the most updated information please visit our official website: [www.coolermaster.com](http://www.coolermaster.com)

Cooler Master Support: <https://account.coolermaster.com>

### EXCLUSION OF DAMAGES

COOLER MASTER'S LIABILITY IS LIMITED TO THE COST OF REPAIR OR REPLACEMENT OF THE PRODUCT. COOLER MASTER SHALL NOT BE LIABLE FOR: • DAMAGE TO OTHER PROPERTY CAUSED BY ANY DEFECT IN THE PRODUCT, DAMAGES BASED UPON INCONVENIENCE, LOSS OF USE OF THE PRODUCT, LOSS OF TIME, LOSS OF PROFITS, LOSS OF BUSINESS OPPORTUNITY, LOSS OF GOODWILL, INTERFERENCE WITH BUSINESS RELATIONSHIPS OR OTHER COMMERCIAL LOSS, EVEN IF ADVISED OF THEIR POSSIBILITY OF SUCH DAMAGES. • ANY OTHER DAMAGES, WHETHER INCIDENTAL, CONSEQUENTIAL OR OTHERWISE

- ANY CLAIM AGAINST THE CUSTOMER BY ANY OTHER PARTY

### WARRANTY INFORMATION:

If the product is found with reasonable defect within the period of (refer to Table A.) starting on the first day of purchase (with proof of invoice), this is what you must do, to claim warranty.

### PROCEDURES:

1. Consumers should return to the shop where he/she has bought the goods. After confirming with the shop with a valid invoice, they may approach the distributor for RMA claim.
2. After confirmed by the distributor that the goods was damaged due to natural causes, replacement and repair will be done by distributor (including brand new or refurbished goods)
3. All faulty goods must return to the distributor, expenses for returning the faulty goods will be covered by the consumer, and distributor will cover the cost involved in the transporting of parts or repaired goods to the consumer.

Regarding all the expenses incurred in making the claim, and this is how you would claim:

1. Within the valid warranty date, starting from the first day of issuing invoice, Retail shops will assist in confirmation with distributor for the consumer for the following:
  - A. If the damage was caused by the consumer, then the consumer should cover all expenses in fixing the product, if the product still can't be fixed, we would suggest consumer in buying a brand new product.
  - B. Product defect caused under natural use, expenses will be covered by the distributor.
2. Faulty products with expired warranty dates, we would suggest consumer to purchase a new products, without undergoing for repairs.

設備名稱：電競滑鼠 型號 (型式)：MM-712-KKOH1  
MM-712-WWOH1

單元	限用物質及其化學符號					
	鉛 (Pb)	汞 (Hg)	鎘 (Cd)	六價鉻 (Cr <sup>6+</sup> )	多溴聯苯 (PBB)	多溴二苯醚 (PBDE)
外殼	○	○	○	○	○	○
滾輪裝置	○	○	○	○	○	○
電路板	-	○	○	○	○	○
電池	○	○	○	○	○	○

備考1. “超出0.1 wt %”及“超出0.01 wt %”係指限用物質之百分比含量超出百分比含量基準值  
備考2. “○”係指該項限用物質之百分比含量未超出百分比含量基準值。  
備考3. “-”係指該項限用物質為排除項目。

部件名稱	有毒有害物質或元素					
	鉛 (Pb)	汞 (Hg)	鎘 (Cd)	六價鉻 (Cr (VI))	多溴聯苯 (PBB)	多溴二苯醚 (PBDE)
結構壳体	X	○	○	○	○	○
開關組件 PCB.USB	X	○	○	○	○	○
線材	X	○	○	○	○	○
螺絲	X	○	○	○	○	○

○：表示該有毒有害物質在該部件所有均質材料中的含量均在SJ/T11363-2006標準規定的限量要求以下。  
X：表示該有毒有害物質至少在該部件的某一均質材料中的含量超出SJ/T11363-2006標準規定的限量要求。  
注：本產品95%的部件採用無毒無害的環保材料製造，含有有毒有害物質或元素的部件皆因全球技術發展水平限制而無法實現有毒有害物質或元素的替代。

Table A:

Cooler Master Products

Please check your user manual for the exact warranty period terms for products that are not shown below.

For more warranty information, please visit our official website: <http://www.coolermaster.com/service/warranty.html>

**Cooler Master Gaming Peripherals products warranty**

Product Name	Warranty Term
MM712	2 years

**FOR AUSTRALIA ONLY:**

Our goods come with guarantees that cannot be excluded under the Australian Consumer Law. You are entitled to a replacement or refund for a major failure and for compensation for any other reasonably foreseeable loss or damage. You are also entitled to have the goods repaired or replaced if the goods fail to be of acceptable quality and the failure does not amount to a major failure.

**⚠ Warning: Battery Safety Information**

1. This device contains a built-in battery, improper use of which may result in a fire, explosion or other hazard.
2. Do not disassemble or open, crush, bend or deform, puncture or shred.
3. DO not modify or remanufacture, attempt to insert foreign objects into the battery, immerse or expose to water or other liquids, expose to fire, explosion or other hazard.

**⚠ Warnung: Informationen zur Akkusicherheit**

1. Dieses Gerät enthält einen integrierte Akku; bei unsachgemäßer Verwendung drohen Brand-, Explosions- und andere Gefahren.
2. Nicht demontieren oder öffnen, schlagen, verbiegen, verformen, durchstechen oder zerkleinern.
3. Nicht ändern oder remodellieren. Versuchen Sie nicht, Fremdkörper in den Akku zu stecken. Nicht in Wasser oder andere Flüssigkeiten tauchen oder diesen aussetzen, nicht in Feuer entsorgen, keinen Explosionen oder anderen Gefahren aussetzen.

**⚠ 警告：電池安全資訊**

1. 本裝置含有內建電池，不當使用電池可能導致火災、爆炸或其他危險。
2. 請勿加以拆解、打開、擠壓、彎曲、使其變形、刺穿或切碎。
3. 請勿修改或再製、試圖將異物插入電池、浸入或曝露於水或其他液體、曝露於火、爆炸或其他危險。

Asia Pacific - Cooler Master Technology Inc.  
7F., No. 398, Xinhu 1st Rd., Neihu Dist.,  
Taipei City 114065, Taiwan (R.O.C.)  
Tel: +886-2-2225-3517

Europe - Cooler Master Europe B.V.  
Lodewijkstraat 1b, 5652AC Eindhoven,  
The Netherlands  
Tel: +31-(0)40-702-0900

公司名稱：酷碼科技股份有限公司  
地址：臺北市內湖區新湖一路398號7樓  
電話：+886-2-2225-3517

**⚠ Avvertenza: Informazioni sulla sicurezza della batteria**

1. Questo dispositivo contiene una batteria incorporata, il cui utilizzo improprio potrebbe causare incendi, esplosioni o altri pericoli.
2. Non smontare, aprire, schiacciare, piegare o deformare, perforare o distruggere.
3. NON modificare o rigenerare, tentare di inserire oggetti estranei nella batteria, immergere o esporre ad acqua o altri liquidi, esporre a fiamme, esplosioni o altri pericoli.

**⚠ Avertissement : Informations relatives à la sécurité de la batterie**

1. Cet appareil contient une batterie intégrée. Une utilisation incorrecte peut provoquer un incendie, une explosion ou un autre danger.
2. Ne pas démonter, ouvrir, écraser, plier, déformer, perforer ou déchieter.
3. NE PAS modifier ou reconditionner, ne pas tenter d'insérer de corps étranger dans la batterie, ne pas immerger ou exposer à l'eau ou à d'autres liquides, ne pas exposer au feu, aux explosions ou à tout autre danger.

**⚠ 警告：電池安全信息**

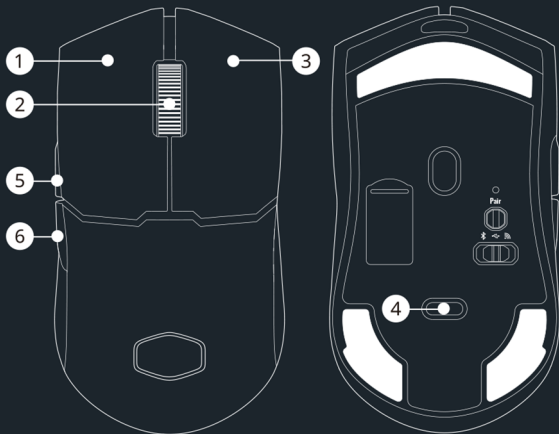
1. 本设备包含内置电池，如使用不当可能引起火灾、爆炸或其他危险。
2. 请勿将电池拆解、打开、撞击、弯折、变形、刺破或切碎。
3. 请勿改装或重新加工电池，或尝试将异物插入电池中，又或使电池暴露在水（或其他液体）、火、易爆环境或其他危险环境下。

China - Cooler Master China  
Room 112, Building 9, No. 327, Songjin Road,  
Jinshanwei Town, Jinshan Dist., Shanghai City, China  
Tel: +86-21-51872177

North America - Cooler Master NA  
1 N Indian Hill Blvd Suite D200 Claremont,  
CA 91711 USA  
Tel: +1-888-624-5099



# BUTTONS OVERVIEW



## EN

- 1 Left Click
- 2 Wheel Button
- 3 Right Click
- 4 DPI Cycle Button
- 5 Forward Button
- 6 Backward Button
- 2 + 5 LED Lighting Color Change
- 2 + 6 LED Mode Change
- 2 + 3 Profile Change

## ES

- 1 Clic Izquierdo
- 2 Botón de rueda
- 3 Clic Derecho
- 4 Ciclo de DPI
- 5 Botón de avanzar
- 6 Botón de retroceder
- 2 + 5 Cambio de color de iluminación de LED
- 2 + 6 Cambio de modo de LED
- 2 + 3 Cambio de perfil

## IT

- |                  |                  |   |
|------------------|------------------|---|
| 1 Click Sinistro | 4 Ciclo DPI      | 2 + 5 Cambio colore illuminazione a LED |
| 2 Tasto Rotella  | 5 Tasto Avanti   | 2 + 6 Cambio modalità LED               |
| 3 Click Destro   | 6 Tasto Indietro | 2 + 3 Cambio profilo                    |

## FR

- |               |                  |  |
|---------------|------------------|--|
| 1 Clic Gauche | 4 Cycle DPI      | 2 + 5 Changement de couleur de l'éclairage LED |
| 2 Molette     | 5 Bouton Avant   | 2 + 6 Changement de mode LED                   |
| 3 Clic Droit  | 6 Bouton Arrière | 2 + 3 Changement de profil                     |

## PT

- |                  |                  |  |
|------------------|------------------|--|
| 1 Click Esquerdo | 4 Ciclo DPI      | 2 + 5 Mudança de cor da iluminação LED |
| 2 Botão da Roda  | 5 Botão Frontal  | 2 + 6 Mudança de Modo LED              |
| 3 Click Direito  | 6 Botão Traseiro | 2 + 3 Mudança de perfil                |

## DE

- |                 |                        |  |
|-----------------|------------------------|--|
| 1 Linker Klick  | 4 DPI-Zyklus           | 2 + 5 Farbänderung der LED-Beleuchtung |
| 2 Radtaste      | 5 Forward Seitentaste  | 2 + 6 LED-Modus ändern                 |
| 3 Rechter Klick | 6 Backward Seitentaste | 2 + 3 Profil ändern                    |

## RU

- |                              |                    |  |
|------------------------------|--------------------|--|
| 1 Щелчок левой кнопкой мыши  | 4 Кнопка цикла DPI | 2 + 5 Смена цвета светодиодной подсветки |
| 2 Кнопка колесика            | 5 Кнопка Вперед    | 2 + 6 Смена режима светодиодного         |
| 3 Щелчок правой кнопкой мыши | 6 Кнопка Назад     | 2 + 3 Смена профиля                      |

## JP

- |           |               |                 |
|-----------|---------------|-----------------|
| 1 左クリック   | 4 DPI サイクルボタン | 2 + 5 LED照明の色変更 |
| 2 ホイールボタン | 5 進むボタン       | 2 + 6 LEDモードの変更 |
| 3 右クリック   | 6 戻るボタン       | 2 + 3 プロフィールの変更 |

## CHT

- |        |          |              |
|--------|----------|--------------|
| 1 左鍵   | 4 DPI 循環 | 2 + 5 燈效顏色切換 |
| 2 滾輪按鈕 | 5 往前鍵    | 2 + 6 燈效模式切換 |
| 3 右鍵   | 6 往後鍵    | 2 + 3 切換設定檔  |

## CHS

- |        |          |              |
|--------|----------|--------------|
| 1 左鍵   | 4 DPI 循環 | 2 + 5 燈效顏色切換 |
| 2 滾輪按鈕 | 5 往前鍵    | 2 + 6 燈效模式切換 |
| 3 右鍵   | 6 往後鍵    | 2 + 3 切換配置文件 |

## PACKAGE CONTENTS

- MM712 Mouse
- Extension Adapter
- Quick Start Guide
- 2.4 GHz Dongle
- Mouse Grip Tape
- USB Type-C to Type-A Ultraweave Cable



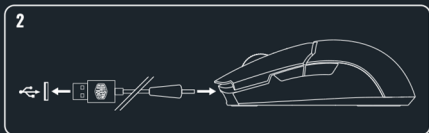
For more information, please visit  
[coolermaster.com/support](https://coolermaster.com/support)

\* To ensure optimal use of the product, please download the MasterPlus+ software and update the latest firmware.  
<https://masterplus.coolermaster.com/>



# WIRELESS SETUP

Bluetooth / Wired / 2.4 GHz



Ovaj dokument je originalno proizveden i objavljen od strane proizvođača, brenda Cooler Master, i preuzet je sa njihove zvanične stranice. S obzirom na ovu činjenicu, Tehnoteka ističe da ne preuzima odgovornost za tačnost, celovitost ili pouzdanost informacija, podataka, mišljenja, saveta ili izjava sadržanih u ovom dokumentu.

Napominjemo da Tehnoteka nema ovlašćenje da izvrši bilo kakve izmene ili dopune na ovom dokumentu, stoga nismo odgovorni za eventualne greške, propuste ili netačnosti koje se mogu naći unutar njega. Tehnoteka ne odgovara za štetu nanесenu korisnicima pri upotrebi netačnih podataka. Ukoliko imate dodatna pitanja o proizvodu, ljubazno vas molimo da kontaktirate direktno proizvođača kako biste dobili sve detaljne informacije.

Za najnovije informacije o ceni, dostupnim akcijama i tehničkim karakteristikama proizvoda koji se pominje u ovom dokumentu, molimo posetite našu stranicu klikom na sledeći link:

<https://tehnoteka.rs/p/cooler-master-bezicni-mis-mm-712-kkoh1-crni-akcija-cena/>