

## Uputstvo za upotrebu (EN)

LOGITECH bežična tastatura K780 EN(US)

logitech




Tehnoteka je online destinacija za upoređivanje cena i karakteristika bele tehnike, potrošačke elektronike i IT uređaja kod trgovinskih lanaca i internet prodavnica u Srbiji. Naša stranica vam omogućava da istražite najnovije informacije, detaljne karakteristike i konkurentne cene proizvoda.

Posetite nas i uživajte u ekskluzivnom iskustvu pametne kupovine klikom na link:


<https://tehnoteka.rs/p/logitech-bezicna-tastatura-k780-enus-akcija-cena/>

# K780 MULTI-DEVICE KEYBOARD


One keyboard. Fully equipped. For computer, phone, and tablet.




**EXPLORE THE K780  
MULTI-DEVICE  
KEYBOARD**



**GET STARTED**



**ENHANCED FUNCTIONS**



**DUAL LAYOUTS**

## EXPLORE THE K780 MULTI-DEVICE KEYBOARD

The K780 Multi-Device Keyboard is a fully equipped computer keyboard that also works perfectly with smartphones and tablets. Enjoy quiet, comfortable typing, switching easily between all the devices you enter text on. Works with Windows, Mac, Chrome OS, Android and iOS.

To enhance your experience on MacOS and Windows download [Logitech Options](#). In addition to optimizing the keyboard for your preferred operating system, the software lets you customize the K780 according to your individual needs.

**Logitech Options**



## K780 Multi-Device at a glance



- 1 Easy-Switch keys
- 2 Dual-printed layout
- 3 Integrated device stand
- 4 Battery door and receiver storage
- 6 Dual connectivity



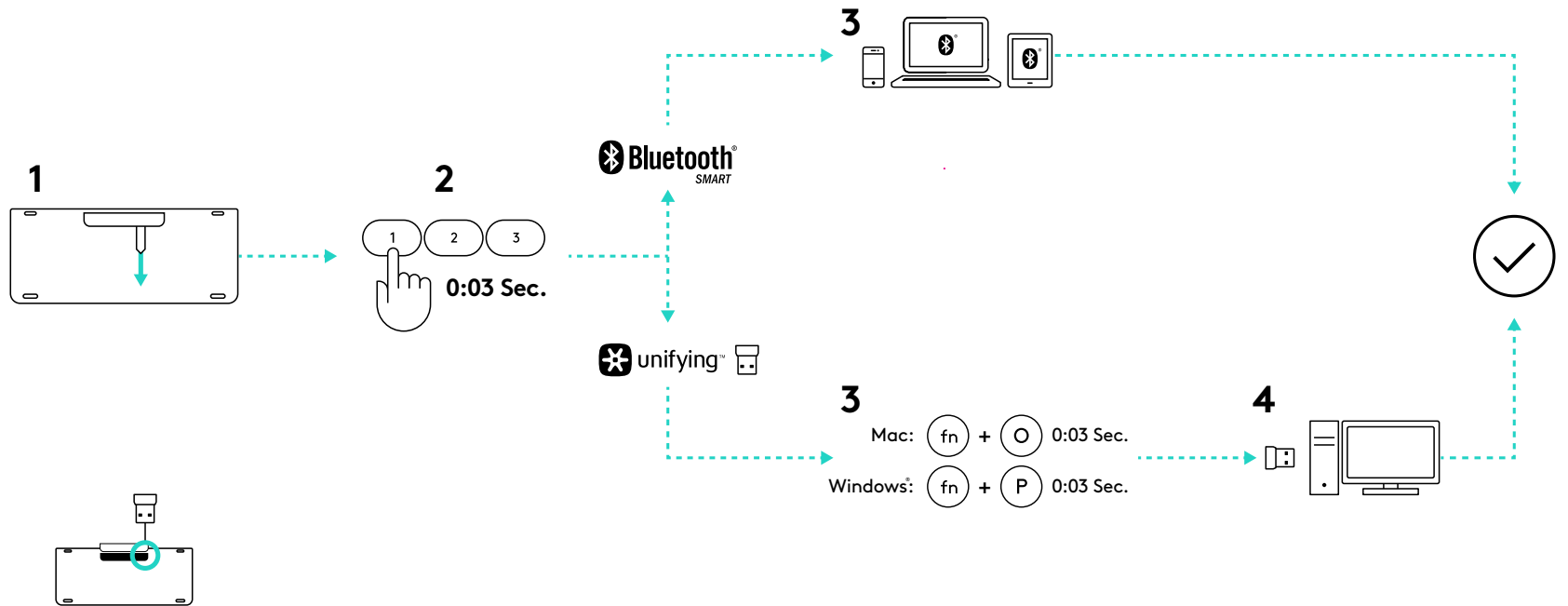
# GET CONNECTED

K780 Multi-Device keyboard allows you to connect up to three devices either via Bluetooth Smart or via the pre-paired Unifying USB receiver\*.

## Quick Setup

Follow the steps below to quickly connect to your computer, laptop or tablet. For more information on how to connect with Unifying or Bluetooth Smart, go to the sections below.

\*The Unifying Receiver is stored in the keyboard under the battery door.



## Dual Connectivity

Connect Geneva K780 lets you connect up to 3 devices (computer, laptops, tablets or smartphones) either via the Unifying Receiver (2.4 Ghz) or Bluetooth Smart



## Connect with unifying

K780 Multi-Device comes with a pre-paired receiver that provides a plug-and-play connection to your computer or laptop. If you want to pair a 2nd time to the receiver in the box or pair to an existing Unifying Receiver, follow these steps.

### Requirements

A USB port

Unifying Software

Windows 7, 8, 10 or later

Mac OS X 0.08 or later

Chrome OS

## How to connect

- 1 Download Unifying software. You can download the software [here](#).
- 2 Make sure your keyboard is turned on.
- 3 Press and hold one of the white easy-switch keys for 3 seconds (Then LED on the selected channel rapidly blink).
- 4 Configure your keyboard according to your operating system:  
**For MacOS:** Press & Hold fn + o for 3 seconds (The LED on selected channel will light up)  
**For Windows, Chrome or Android:** Press & Hold fn + p for 3 seconds (The LED on selected channel will light up)
- 5 Plug in the Unifying receiver.
- 6 Open the Unifying software and follow the instructions on the screen.

## Connect with Bluetooth<sup>®</sup> SMART

K780 Multi-Device Keyboard allows you to connect via Bluetooth Smart. Please ensure your device is Bluetooth Smart ready and runs one of the following operating systems:

### Requirements

Windows 8 or later

Mac OS X 10.10 or later

iOS 5 or later

Android 5.0 or later

Chrome OS

## How to connect











- 1 Make sure your K780 Multi-Device is turned on and Bluetooth is enabled on your computer, tablet or phone.
- 2 Press and hold one of the easy-switch keys for 3 seconds (The LED on the selected channel will blink rapidly).
- 3 Open Bluetooth settings on your device and pair with “Keyboard K780”.
- 4 Type the on-screen password and press enter or return.

# ENHANCED FUNCTIONS

The K780 Multi-Device has a number of enhanced functions to get even more out of your new keyboard. The following enhanced functions and shortcuts are available.

## Hot keys and media keys








The table below shows hot keys and media keys available for Windows, Mac OS X, Android, and iOS.

Keys	 F4	 F5	 F6		 F7	 F8	 F9	 F10	 F11	 F12
<b>Windows 10</b>	Task View	Contextual menu*	Back in browser	Cortana search	Prev track	Play/pause	Next Track	Mute	Volume down	Volume up
<b>Windows 7, Windows 8 or later</b>	Browser home page	Contextual menu*	Back in browser	Search	Prev track	Play/pause	Next Track	Mute	Volume down	Volume up
<b>Android</b>	Home	Menu	Back	Search	Prev track	Play/pause	Next Track	Mute	Volume down	Volume up
<b>iOS</b>	Home	Show/hide virtual keyboard	Home	Search	Prev track	Play/pause	Next Track	Mute	Volume down	Volume up
<b>MacOS</b>	Mission Control	Dashboard*	Back in browser	Search	Prev track	Play/pause	Next Track	Mute	Volume down	Volume up

\*Requires installation of Logitech Options software

## Shortcuts

To perform a shortcut, hold down the fn (function) key while pressing the key associated with an action. The table below shows function key combinations for the different operating systems.

Keys							
<b>Windows 10</b>	Insert	Print screen	Lock screen	Home (when editing text)	End (when editing text)	Page up	Page down
<b>Windows 7, Windows 8 or later</b>	Insert	Print screen	Lock screen	Home (when editing text)	End (when editing text)	Page up	Page down
<b>Android</b>	-	Print screen	Lock screen	Home (when editing text)	End (when editing text)	Page up	Page down
<b>iOS</b>	Language switch	Screen Capture	Lock screen	Home (when editing text)	End (when editing text)	Brightness down	Brightness up
<b>MacOS</b>	Language switch	Print screen	Lock screen	Home (when editing text)	End (when editing text)	Brightness down	Brightness up

\*Requires installation of Logitech Options software

# DUAL LAYOUT

Unique dual-printed keys make the K780 Multi-Device compatible across different operating system (e.g. Mac OS X, iOS, Windows, Chrome, Android). Key label colors and split lines identify functions or symbols reserved for different operating systems.

## Key Label Color

Grey labels indicate functions available on Apple devices running Mac OS X or iOS.

White labels on grey circles identify symbols reserved for use with Alt GR on Windows computers.\*

## Split keys

Modifier keys on either side of the space bar display two sets of labels separated by split lines. The label above the split line shows the modifier sent to a Windows or Android device.

The label below the split line shows the modifier sent to an Apple computer, iPhone, or iPad. The keyboard automatically uses modifiers associated with the currently selected device.

## How to configure your keyboard

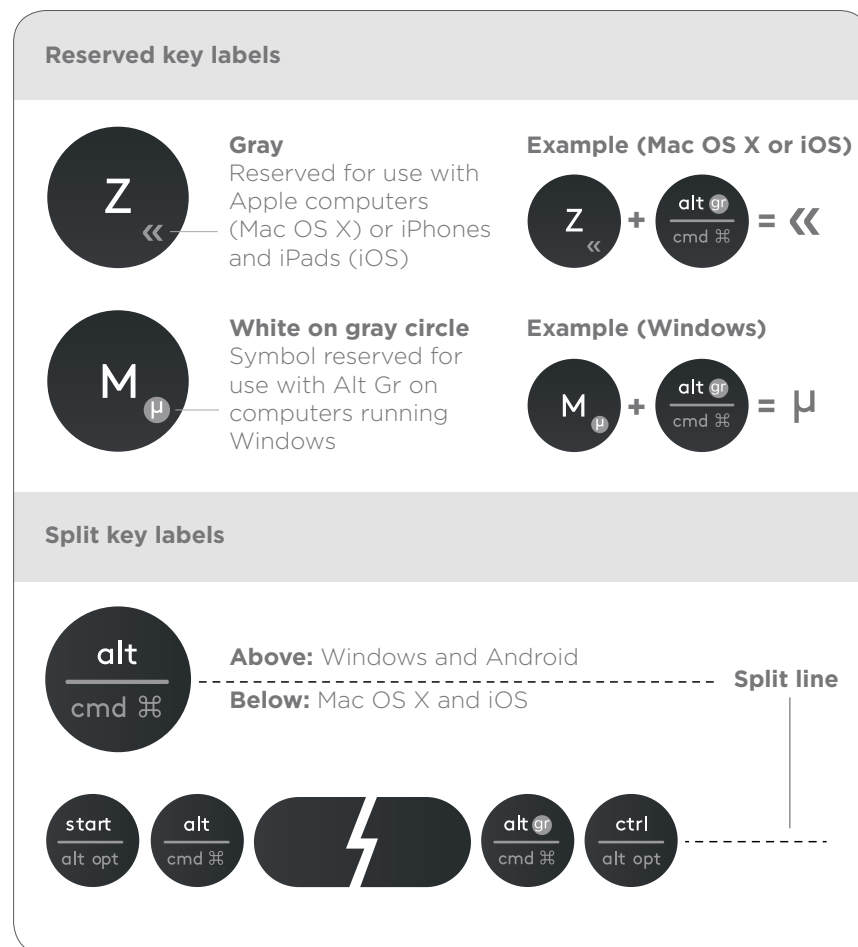
To configure the layout according to your operating system you have to press one of the following shortcuts for 3 seconds. (The LED on selected channel will light up to confirm when the layout has been configured).

**iOS** fn + i

**Mac OS X** fn + o

**Windows** fn + p

If you connect in Bluetooth Smart this step is not necessary as OS Detection will configure it automatically.



To select an OS	Hold down key combination for 3 seconds
iOS	fn + I
Mac OS X	fn + O
Windows	fn + P

© 2016 Logitech. Logitech, Logi, and other Logitech marks are owned by Logitech and may be registered.

The Bluetooth® word mark and logos are registered trademarks owned by Bluetooth SIG, Inc. and any use of such marks by Logitech is under license.

All other trademarks are the property of their respective owners.

Ovaj dokument je originalno proizveden i objavljen od strane proizvođača, brenda Logitech, i preuzet je sa njihove zvanične stranice. S obzirom na ovu činjenicu, Tehnoteka ističe da ne preuzima odgovornost za tačnost, celovitost ili pouzdanost informacija, podataka, mišljenja, saveta ili izjava sadržanih u ovom dokumentu.

Napominjemo da Tehnoteka nema ovlašćenje da izvrši bilo kakve izmene ili dopune na ovom dokumentu, stoga nismo odgovorni za eventualne greške, propuste ili netačnosti koje se mogu naći unutar njega. Tehnoteka ne odgovara za štetu nanесenu korisnicima pri upotrebi netačnih podataka. Ukoliko imate dodatna pitanja o proizvodu, ljubazno vas molimo da kontaktirate direktno proizvođača kako biste dobili sve detaljne informacije.

Za najnovije informacije o ceni, dostupnim akcijama i tehničkim karakteristikama proizvoda koji se pominje u ovom dokumentu, molimo posetite našu stranicu klikom na sledeći link:

<https://tehnoteka.rs/p/logitech-bezicna-tastatura-k780-enus-akcija-cena/>