

Uputstvo za upotrebu (EN)

LOGITECH miš G102 Lightsync plavi

logitech



Tehnoteka je online destinacija za upoređivanje cena i karakteristika bele tehnike, potrošačke elektronike i IT uređaja kod trgovinskih lanaca i internet prodavnica u Srbiji. Naša stranica vam omogućava da istražite najnovije informacije, detaljne karakteristike i konkurentne cene proizvoda.

Posetite nas i uživajte u ekskluzivnom iskustvu pametne kupovine klikom na link:

<https://tehnoteka.rs/p/logitech-mis-g102-plavi-akcija-cena/>

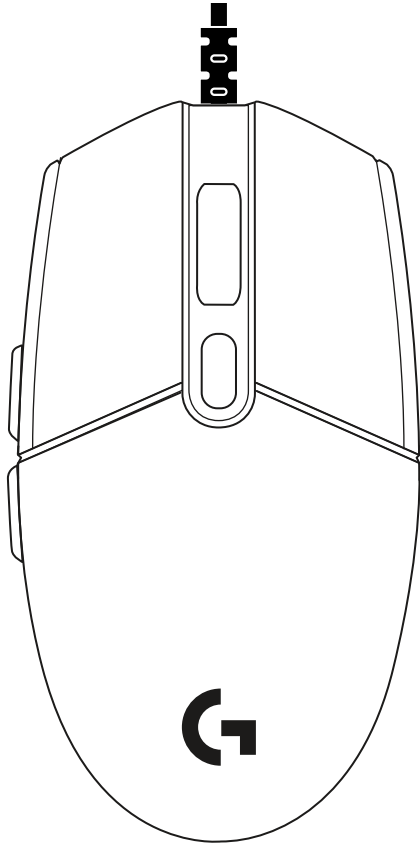
G102 | G203 LIGHTSYNC

Gaming Mouse
Souris gaming

SETUP GUIDE | GUIDE D'INSTALLATION



logitech ™



ENGLISH	3
FRANÇAIS	6
ESPAÑOL	9
PORTUGUÊS	12

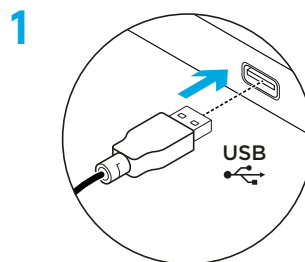
logitech 

Important Safety, Compliance and
Warranty Information
Informations importantes
concernant la sécurité,
la mise en conformité et la garantie

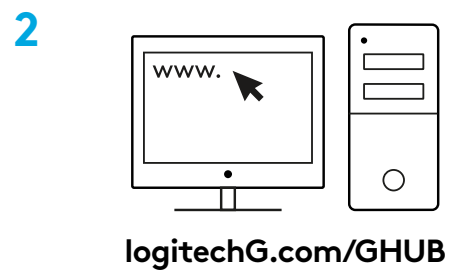
SETUP INSTRUCTIONS

Please read the instructions before operating the product.

1 Plug mouse into USB port.



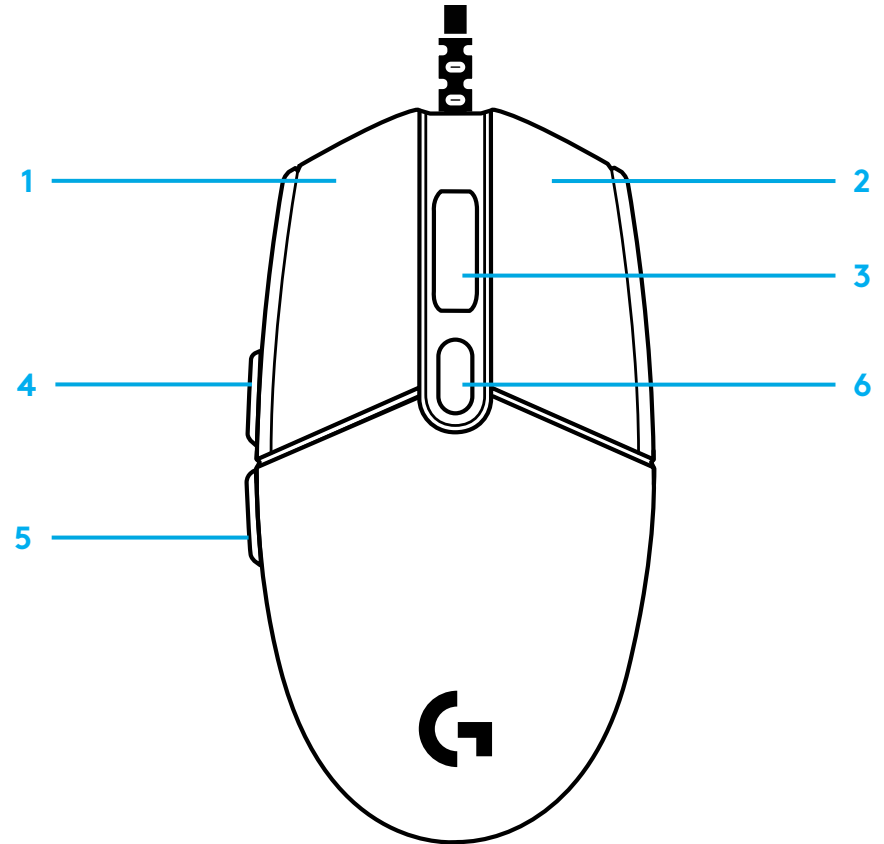
2 Download and install Logitech G HUB software from logitechG.com/GHUB.



6 FULLY PROGRAMMABLE BUTTONS

By default these buttons are programmed:

- 1 Primary click
- 2 Secondary click
- 3 Wheel click
- 4 Forward
- 5 Back
- 6 DPI Cycle



LIGHTSYNC RGB PROGRAMMABLE LIGHTING

G102 / G203 LIGHTSYNC has 3 independent lighting zones that can be customized using the Logitech G HUB software to a variety of solid colors or animated effects like a color cycle or breathing/pulsing.

Lighting can be synchronized with other supported Logitech G devices using the Logitech G HUB software.

Learn more: logitechG.com/GHUB

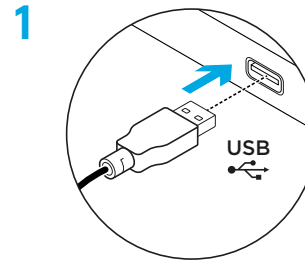


©2020 Logitech. Logitech, Logitech G, Logi and their respective logos are trademarks or registered trademarks of Logitech Europe S.A. and/or its affiliates in the U.S. and other countries. All other trademarks are the property of their respective owners. Logitech assumes no responsibility for any errors that may appear in this manual. Information contained herein is subject to change without notice.

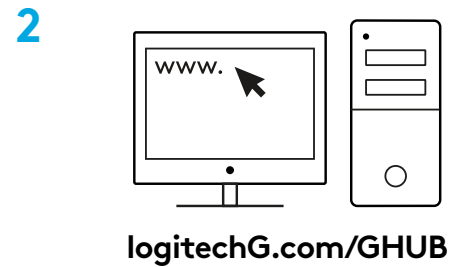
INSTRUCTIONS D'INSTALLATION

Veillez lire les instructions avant d'utiliser le produit.

1 Branchez la souris dans le port USB.



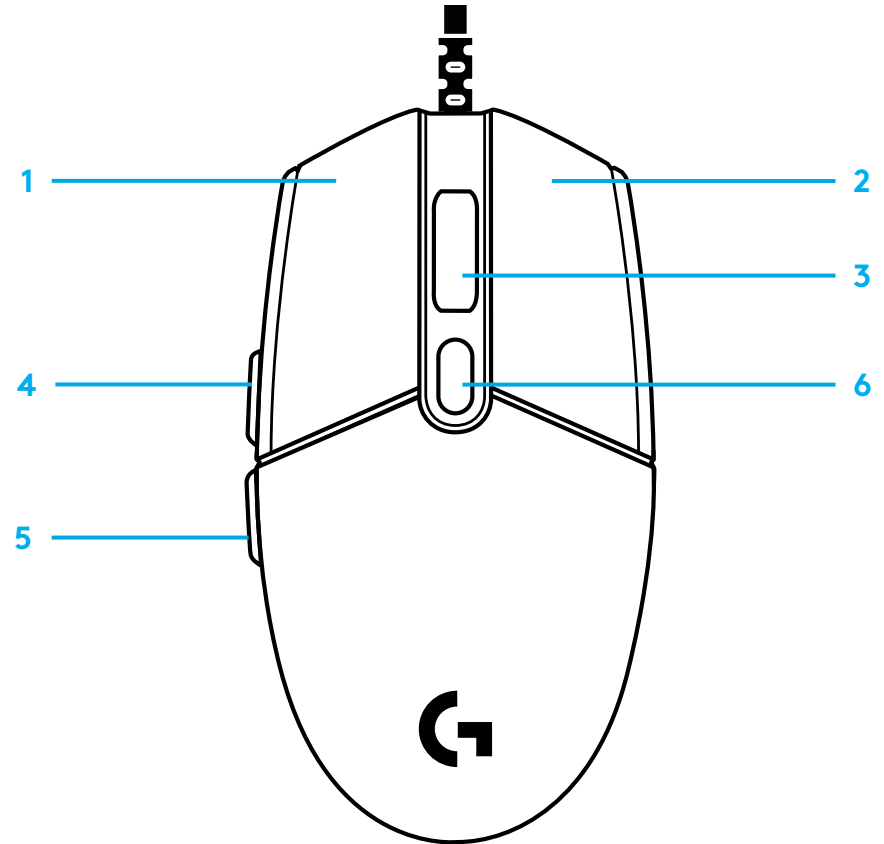
2 Téléchargez et installez le logiciel Logitech G HUB depuis logitechG.com/GHUB.



6 BOUTONS ENTIÈREMENT PROGRAMMABLES

Ces boutons sont programmés par défaut:

- 1 Clic gauche
- 2 Clic droit
- 3 Clic de roulette
- 4 Suivant
- 5 Précédent
- 6 Cycle de résolution



ÉCLAIRAGE RVB PROGRAMMABLE LIGHTSYNC

La souris G102 / G203 LIGHTSYNC dispose de 3 zones d'éclairage indépendantes pouvant être personnalisées à l'aide du logiciel Logitech G HUB avec une multitude de couleurs fixes ou d'effets dynamiques tels qu'un cycle de couleurs ou que des pulsations ou clignotements.

Il est possible de synchroniser l'éclairage avec d'autres dispositifs Logitech G pris en charge à l'aide du logiciel Logitech G HUB.

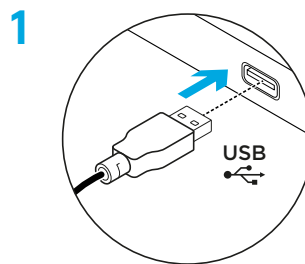
En savoir plus: logitechG.com/GHUB



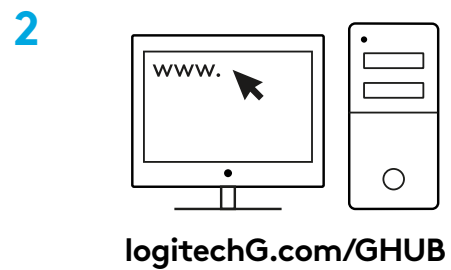
INSTRUCCIONES DE INSTALACIÓN

Lee las instrucciones antes de usar el producto.

1 Conecta el mouse a un puerto USB.



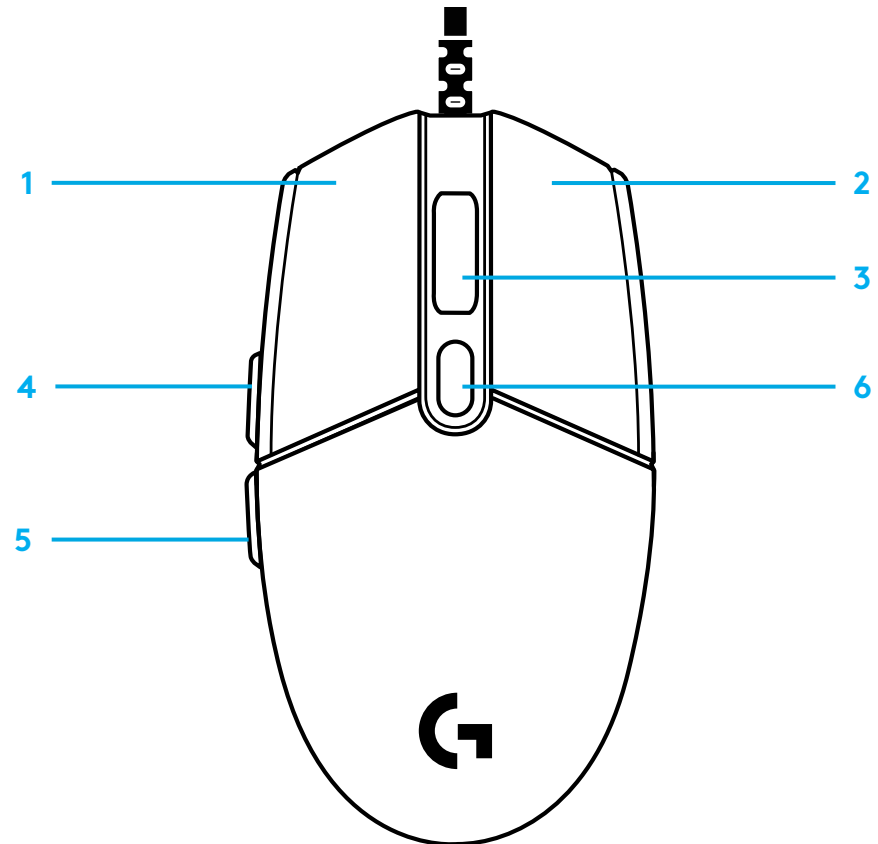
2 Descarga e instala el software Logitech G HUB desde logitechG.com/GHUB.



6 BOTONES TOTALMENTE PROGRAMABLES

Las funciones predeterminadas de estos botones son:

- 1 Click principal
- 2 Click secundario
- 3 Click con botón rueda
- 4 Avance
- 5 Retroceso
- 6 Ciclo de dpi



ILUMINACIÓN RGB LIGHTSYNC PROGRAMABLE

G102 / G203 LIGHTSYNC tiene 3 zonas de iluminación independientes que se pueden personalizar usando el software Logitech G HUB con diversos colores continuos o efectos animados como ciclos de colores o respiración/impulso.

La iluminación se puede sincronizar con otros dispositivos Logitech G compatibles con el software Logitech G HUB.

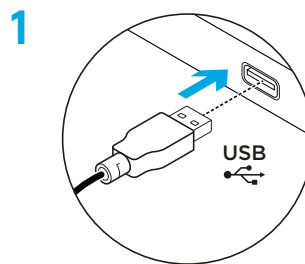
Más información en: logitechG.com/GHUB



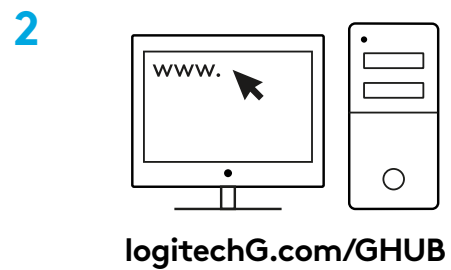
INSTRUÇÕES DE CONFIGURAÇÃO

Leia as instruções antes de operar o produto.

1 Conecte o mouse na porta USB.



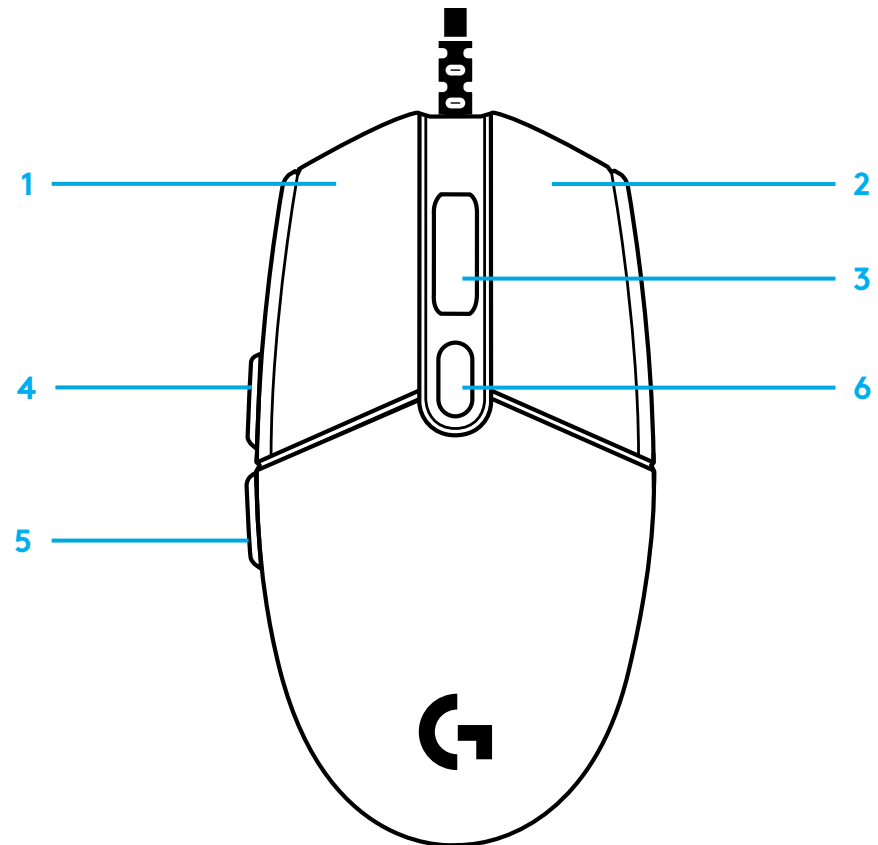
2 Faça o download e instale o software Logitech G HUB em www.logitechG.com/GHUB.



6 BOTÕES TOTALMENTE PROGRAMÁVEIS

Por padrão, esses botões são programados:

- 1 Clique primário
- 2 Clique secundário
- 3 Roda de rolagem com clique
- 4 Avançar
- 5 Voltar
- 6 Ciclo DPI



ILUMINAÇÃO LIGHTSYNC RGB PROGRAMÁVEL

O G102/G203 LIGHTSYNC possui três zonas de iluminação independentes que podem ser personalizadas usando o software Logitech G HUB para uma variedade de cores sólidas ou efeitos animados, como um ciclo de cores ou respiração/pulsação.

A iluminação pode ser sincronizada com outros dispositivos Logitech G compatíveis usando o software Logitech G HUB.

Saiba mais: logitechG.com/GHUB





©2020 Logitech. Logitech, Logitech G, Logi and their respective logos are trademarks or registered trademarks of Logitech Europe S.A. and/or its affiliates in the U.S. and other countries. All other trademarks are the property of their respective owners. Logitech assumes no responsibility for any errors that may appear in this manual. Information contained herein is subject to change without notice.

©2020 Logitech. Logitech, Logitech G, Logi et leurs logos respectifs sont des marques commerciales ou déposées de Logitech Europe S.A. et/ou de ses sociétés affiliées aux États-Unis et dans d'autres pays. Toutes les autres marques sont la propriété exclusive de leurs détenteurs respectifs. Logitech décline toute responsabilité en cas d'erreurs susceptibles de s'être glissées dans le présent manuel. Les informations énoncées dans ce document peuvent faire l'objet de modifications sans préavis.

WEB-621-001681.002

Ovaj dokument je originalno proizveden i objavljen od strane proizvođača, brenda Logitech, i preuzet je sa njihove zvanične stranice. S obzirom na ovu činjenicu, Tehnoteka ističe da ne preuzima odgovornost za tačnost, celovitost ili pouzdanost informacija, podataka, mišljenja, saveta ili izjava sadržanih u ovom dokumentu.

Napominjemo da Tehnoteka nema ovlašćenje da izvrši bilo kakve izmene ili dopune na ovom dokumentu, stoga nismo odgovorni za eventualne greške, propuste ili netačnosti koje se mogu naći unutar njega. Tehnoteka ne odgovara za štetu nanесenu korisnicima pri upotrebi netačnih podataka. Ukoliko imate dodatna pitanja o proizvodu, ljubazno vas molimo da kontaktirate direktno proizvođača kako biste dobili sve detaljne informacije.

Za najnovije informacije o ceni, dostupnim akcijama i tehničkim karakteristikama proizvoda koji se pominje u ovom dokumentu, molimo posetite našu stranicu klikom na sledeći link:

<https://tehnoteka.rs/p/logitech-mis-g102-plavi-akcija-cena/>