

Uputstvo za upotrebu

SENCOR vaga za merenje prtljaga SLS900WH

SENCOR



Tehnoteka je online destinacija za upoređivanje cena i karakteristika bele tehnike, potrošačke elektronike i IT uređaja kod trgovinskih lanaca i internet prodavnica u Srbiji. Naša stranica vam omogućava da istražite najnovije informacije, detaljne karakteristike i konkurentne cene proizvoda.

Posetite nas i uživajte u ekskluzivnom iskustvu pametne kupovine klikom na link:

<https://tehnoteka.rs/p/sencor-vaga-za-merenje-prtljaga-sls900wh-akcija-cena/>

Digital Travel Luggage Scale

User's manual

EN



SENCOR®

SLS 900WH

Before first use, please read all instructions contained in this user manual carefully, even if you are already familiar with using similar products. Only use this product in accordance with the instructions described in the user manual. Keep the user's manual in a safe place where it can be easily retrieved for future use.

Save the original packaging, material, warranty card and proof of purchase receipt, at least for the duration of the warranty policy. If you need to ship this product, pack it in the original cardboard box to ensure maximum protection during shipping or transport (e.g., when moving or when you need to send this product for repair).

EN-1

CONTENTS

IMPORTANT SAFETY NOTICE	3
INTRODUCTION	4
OPERATION	4
MAINTENANCE AND CLEANING	5
TROUBLESHOOTING	5
DISPOSAL OF USED BATTERIES	5
TECHNICAL SPECIFICATIONS	5
DISPOSAL OF USED ELECTRICAL AND ELECTRONIC EQUIPMENT	6
INSTRUCTIONS AND INFORMATION REGARDING THE DISPOSAL OF USED PACKAGING MATERIALS	6

IMPORTANT SAFETY NOTICE



- 1) Carefully unpack the product and take care not to throw away any part of the packaging before you find all the parts of the product.
- 2) This product must not be used by persons (including children) with mental disabilities, weak strength or by inexperienced persons, unless properly trained or schooled in the safe use of the product, or unless they have been properly supervised by a qualified person who will be responsible for their safety.
- 3) Children must be supervised to ensure that they do not play with the appliance.
- 4) Under no circumstances should you try to repair or alter the product on your own — danger of electric shock! Entrust all repairs and adjustments to a specialised company/service. If you open the product during the warranty period, you run the risk of voiding the warranty.
- 5) Only store and use the product away from flammable or volatile materials and solutions.
- 6) Keep the product away from extreme temperatures, direct sunlight and excessive humidity. Do not use in a dusty environment.
- 7) Do not place the appliance near heaters, open fires and other sources of heat.
- 8) This product is designed for household use. Do not use in industrial surroundings or outdoors!
- 9) Do not use the product for purposes other than those intended.
- 10) Do not spray the product with water or any other liquid. Do not pour water or any other liquids into the product. Do not submerge the product in water or any other liquid.
- 11) If you will not be using the product for an extended period of time, remove the batteries. Otherwise they may leak inside the product and cause irreparable damage.
- 12) The manufacturer is not responsible for damages caused by incorrect use of this appliance or its accessories. Such damages include food spoilage, injuries, burns, scalding, fire, etc.

INTRODUCTION

This digital travel luggage scale is used primarily for weighing luggage when travelling by airplane and prevents unpleasant situations where it is necessary to pay significant surcharges for luggage that is over the weight limit set by the airline companies.

It can, however, also be used for weighing parcels, fruit and vegetables in buckets during harvest time, etc.


OPERATION

- 1) Pull the nylon strap through the handle of the luggage that you wish to weigh.
- 2) Hook the buckle of the strap into the triangular loop.
- 3) Press the  button on the scale. The display will show „8888“ and the selected weight measuring unit. While the „8888“ symbol is shown on the screen you can repeatedly press the  button to change the weight measuring unit (kg --> st --> lb).
- 4) After about two second the scale will be ready for weighing („0.0“ will be shown on the display).
- 5) Now carefully lift the scale together with the luggage in such a way that no part of the luggage is touching the ground or the mat that it is on.



Warning

While weighing, hold the scale in a horizontal position and watch the display as you lift it so as not to overload it by a piece of luggage that is too heavy.

- 6) After measuring the weight of the weighed item, the measuring unit will flash twice and remain on the display for 30 seconds so that you have enough time to record the weight.
- 7) Turn off the scale by holding down the  button for 3 seconds.

Protection against overload

This scale is equipped with a sensor against overload. If any overload occurs, the display will show the warning symbol “EEEE”.

Automatic shut off function

Your scale is equipped with an automatic shut off function. This function will turn the scale off if no activities are detected within 30 seconds.

Digital Travel Luggage Scale

SLS 900WH

EN

Switching between weight units

Your scale is equipped with a weight unit switch, which enables you to display the weight in different units. If you want to switch between metric (kilograms) and imperial units (pounds or stones), move the switch on the rear of the scale to the applicable position (kg → st → lb). The change in units will be shown on the display of the scale.

Note

1 lb (pound) = 0,45 kg

1 st (stone) = 6,35 kg

Changing the battery

If "Lo" is displayed, you need to replace the battery.

Using a cross head screwdriver, unscrew the battery compartment cover located on the underside of the scale and replace the battery with a new one. Ensure to maintain the correct polarity (the positive pole of the battery must always point in the upward direction).

MAINTENANCE AND CLEANING

To clean the outer parts of the scale, use a soft cloth dipped in lukewarm water. Do not use harsh cleaning fluids, paint thinners or solvents. These can damage the surface of the appliance.

TROUBLESHOOTING

If the scale is displaying random values or if it is not turning off automatically, you need to restart it. In such cases, remove the battery for about 10 seconds and place it back again. The scale should start to work normally.

DISPOSAL OF USED BATTERIES

This product comes with an alkaline battery. Used batteries do not belong in domestic waste. Instead, use the appropriate waste collection and recycling centres.

TECHNICAL SPECIFICATIONS

Power supply	3V lithium battery (CR2032)
Measuring range	0 – 50 kg
Resolution	100 g
Switching between weight units	kg → lb → st
Visible display size	62 x 29 mm
Dimensions (w x d x h)	149 x 30 x 47 mm
Weight	95 g

EN-5

INSTRUCTIONS AND INFORMATION REGARDING THE DISPOSAL OF USED PACKAGING MATERIALS

Dispose of used packaging material at a site designated for waste in your municipality.

DISPOSAL OF USED ELECTRICAL AND ELECTRONIC EQUIPMENT

This symbol on products or original documents means that used electric or electronic products must not be added to ordinary municipal waste. For proper disposal, renewal and recycling hand over these products to determined collection points. Or as an alternative in some European Union states or other European countries you may return your products to the local retailer when buying an equivalent new product.

Correct disposal of this product helps save valuable natural resources and prevents damage to the environment caused by improper waste disposal. Ask your local authorities or collection facility for more details.

In accordance with national regulations penalties may be imposed for the incorrect disposal of this type of waste.

For business entities in European Union states

If you want to dispose of electric or electronic appliances, ask your retailer or supplier for the necessary information.

Disposal in other countries outside the European Union

This symbol is valid in the European Union. If you wish to dispose of this product, request the necessary information about the correct disposal method from the local council or from your vendor



This product meets all the basic requirements of EU directives that apply to it.

Ovaj dokument je originalno proizveden i objavljen od strane proizvođača, brenda Sencor, i preuzet je sa njihove zvanične stranice. S obzirom na ovu činjenicu, Tehnoteka ističe da ne preuzima odgovornost za tačnost, celovitost ili pouzdanost informacija, podataka, mišljenja, saveta ili izjava sadržanih u ovom dokumentu.

Napominjemo da Tehnoteka nema ovlašćenje da izvrši bilo kakve izmene ili dopune na ovom dokumentu, stoga nismo odgovorni za eventualne greške, propuste ili netačnosti koje se mogu naći unutar njega. Tehnoteka ne odgovara za štetu nanесenu korisnicima pri upotrebi netačnih podataka. Ukoliko imate dodatna pitanja o proizvodu, ljubazno vas molimo da kontaktirate direktno proizvođača kako biste dobili sve detaljne informacije.

Za najnovije informacije o ceni, dostupnim akcijama i tehničkim karakteristikama proizvoda koji se pominje u ovom dokumentu, molimo posetite našu stranicu klikom na sledeći link:

<https://tehnoteka.rs/p/sencor-vaga-za-merenje-prtljaga-sls900wh-akcija-cena/>